

# LIMITLESS LIMITLESS LIGHTING

GENERAL CATALOGUE



PENTA



# PENTA BY AURALIS

## **Auralis è il primo polo industriale integrato, nell'ambito dell'illuminazione.**

Una realtà tutta italiana, in grado di soddisfare ogni genere di esigenza di illuminazione, che si tratti di soluzioni tecniche indoor o outdoor, di progetti per il residenziale o per il contract, di collezioni di design contemporaneo o nell'ambito dei grandi classici. Un gruppo di eccellenze unico, verticale e completo, che definisce una nuova era del settore illuminotecnico, attraverso una forte propensione all'innovazione tecnologica, una costante ricerca della bellezza ed una missione ben chiara, volta alla promozione della cultura della luce come strumento per migliorare la qualità della vita delle persone.

—

## **Auralis is the first integrated industrial hub in the lighting field.**

Auralis is an all-Italian reality that satisfies all kinds of lighting needs, whether it's indoor or outdoor technical solutions, residential and contract projects, contemporary design collections or just great classics. A unique, vertical and comprehensive group of excellence which defines a new era in the lighting sector through a strong drive for technological innovation, the pursuit for beauty, and a clear mission aimed at promoting the culture of light as a tool to improve the quality of people's lives.



 AURALIS

 PENTA

 CASTALDI

 ARREDOLUCE





La costante ricerca della qualità e la cura per il dettaglio hanno reso Penta un'azienda da un design contemporaneo e raffinato. Nel corso della sua storia ha saputo trasformare le visioni dei più rinomati designer in oggetti unici, dove la forma e la funzionalità si fondono in un equilibrio armonioso. Oggi, affidandosi a nuovi talenti, l'azienda conserva saldamente la propria identità.

The constant pursuit of quality and attention to detail have made Penta a company with contemporary and refined design. Throughout its history, it has been able to transform the visions of the most renowned designers into unique objects, where form and functionality blend in a harmonious balance. Today, by entrusting itself to new talents, the company firmly retains its own identity.

L'innovazione nel rispetto della tradizione ci apre a nuovi orizzonti linguistici, a strade inedite da percorrere e a sogni da realizzare.

Il nostro sguardo è puntato verso un design elegante che si integra armoniosamente con lo stile di vita contemporaneo.

La nostra filosofia si distingue per il rigore, la precisione e la cura dei dettagli che caratterizzano ogni singolo prodotto. Il nostro patrimonio genetico, le nostre idee e l'artigianalità italiana costituiscono il cuore pulsante della nostra produzione, ma le nostre ambizioni abbracciano l'intero mondo.

Innovation, steeped in tradition, unveils new linguistic horizons, uncharted pathways to explore, and dreams waiting to be realized.

Our vision is set on elegant design seamlessly blending with modern lifestyles.

Our philosophy stands out for its exactitude, precision, and meticulous attention to detail imbued in every product. Rooted in our genetic heritage, nurtured by Italian craftsmanship, and fueled by our ideas, our production beats with a pulsating heart. Yet, our aspirations reach far beyond, embracing the global stage.

Un mix di esperienza e ricerca d'avanguardia. Collaboriamo con designer affermati ma è costante la ricerca di nuovi orizzonti progettuali scommettendo su giovani designer emergenti.

—

A mix of experience and cutting-edge research. We collaborate with established designers and architects but the search for new design horizons is constant, betting on emerging young designers.







# CONTENT

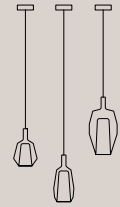

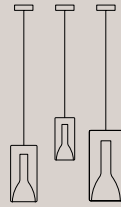
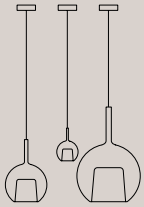
COMPOSITIONS	17
SUSPENSIONS	53
TABLE LAMPS	83
FLOOR LAMPS	105
APPLIQUES	127
CEILING-WALL	159

SOFT	
ARCHITETURAL	165

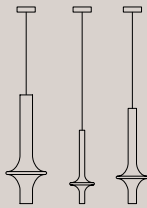
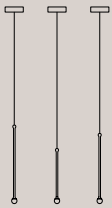
TECHNICAL	
INFO	205

# COMPOSIZIONI / COMPOSITIONS

**GLO** pag. 20    **HAIL** pag. 24    **LIT** pag. 32    **MOM** pag. 38    **MOM GLOSSY** pag. 40

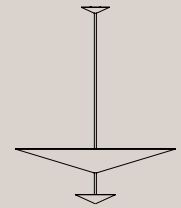
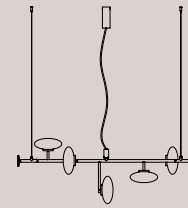
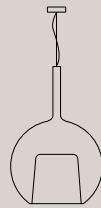
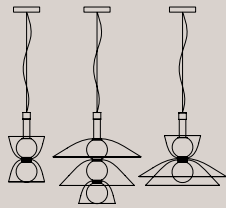
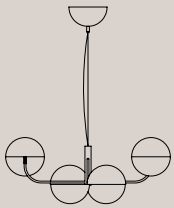


**STORM** pag. 44    **WONDER** pag. 48




# SOSPENSIONI / SUSPENSIONS

**ELISABETH** pag. 54    **GEMS** pag. 56    **GLO MAXI** pag. 64    **MAMÌ** pag. 68    **NARCISO** pag. 70

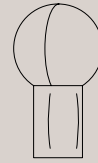
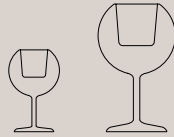
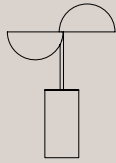
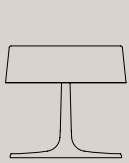


**RUNA** pag. 72    **WOODY** pag. 78

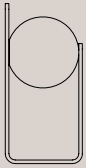


# TAVOLO / TABLE LAMPS

CHINA pag. 84    ELISABETH pag. 88    GLO pag. 90    JE SUIS pag. 92    MAMÌ pag. 94

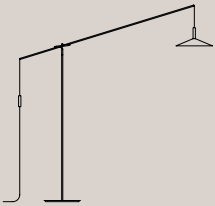


MORSETTO pag. 96    NARCISO pag. 98    SPOON pag. 100



# TERRA / FLOOR LAMPS

ALTURA pag. 106    CHINA pag. 108    GLO pag. 110    JE SUIS pag. 112    MAMÌ pag. 116

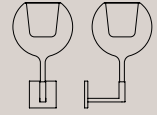
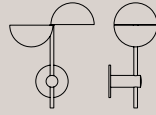
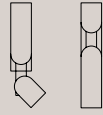
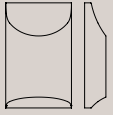


NARCISO pag. 120    SPOON pag. 122

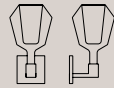


# APPLIQUE / APPLIQUES

APRILE pag. 128 CLASH pag. 132 ELISABETH pag. 136 ENOKI pag. 138 GLO pag. 142

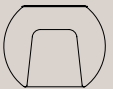


LUDO pag. 144 MOM pag. 148 MORSETTO pag. 152 VELA pag. 154



# PLAFONE / CEILING-WALL

GLO pag. 160 MAMÌ pag. 162





# SOFT ARCHITECTURAL

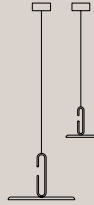
ALTURA

pag. 166



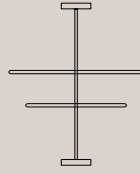
CLIP

pag. 170



FEEL

pag. 176



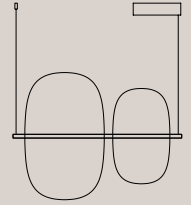
GLIFO

pag. 184



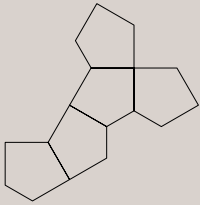
HANG OUT

pag. 190



TILE

pag. 198





# COMPOSITIONS

GLO 20

HAIL 24

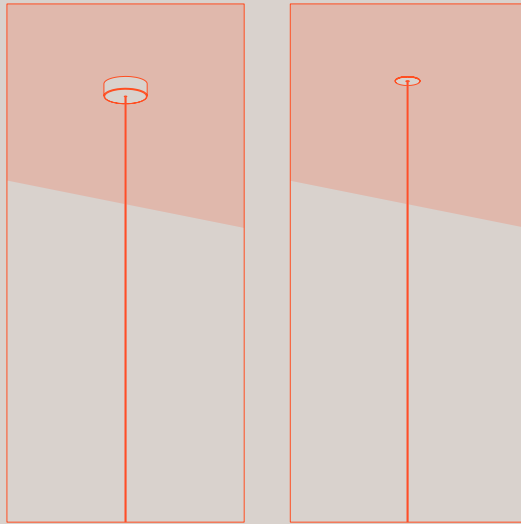
LIT 32

MOM 38

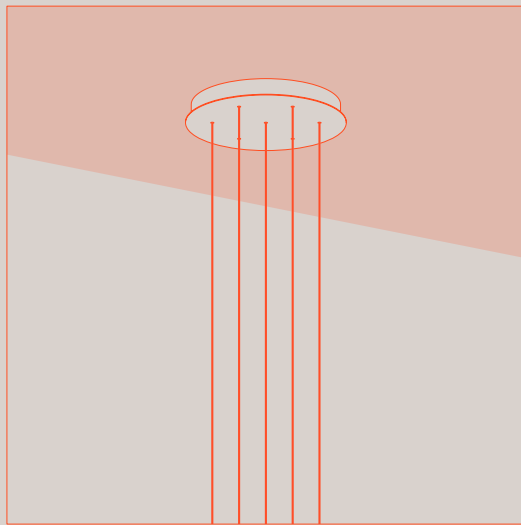
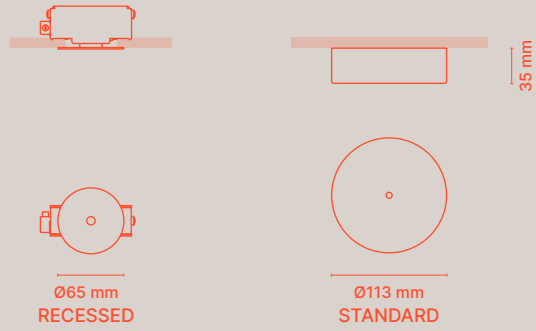
MOM GLOSSY 40

STORM 44

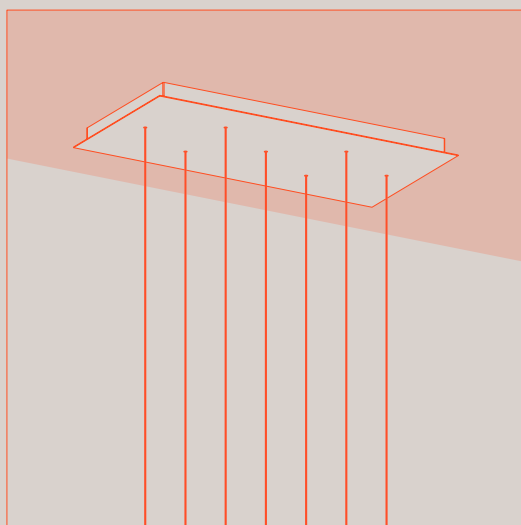
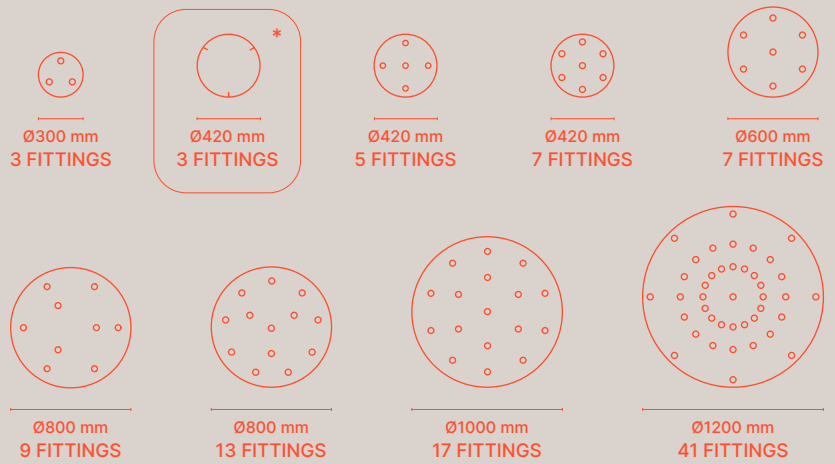
WONDER 48




### ROSONE SINGOLO / SINGLE CANOPY




### PIASTRA ROTONDA / ROUND PLATE

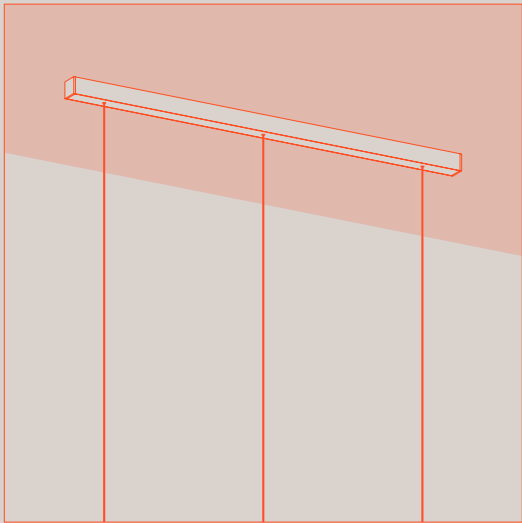


### PIASTRA RETTANGOLARE / RECTANGULAR PLATE

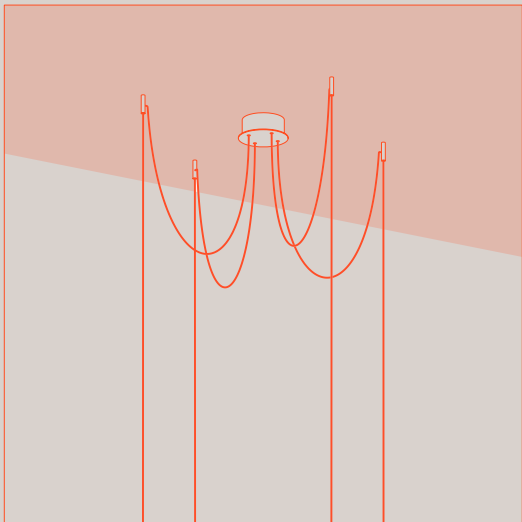
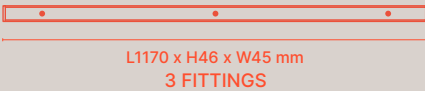




**PIASTRA LINEARE / LINEAR PLATE**



**ROSONE BARRA / BAR CANOPY**



**DECENTRAMENTO / DECENTRALIZE**

Only available for Glo, Mom and Lit (Lit Large excluded)



# GLO

## CARLO COLOMBO

### 2009-2023

TECHNICAL INFO - P.240

Glo è l'icona della collezione Penta. Una sfera di vetro che esalta il riverbero della luce, in un gioco di riflessioni e allusioni tra la lampada e l'ambiente o tra le diverse lampade. La ricca palette e le varie dimensioni della versione sospesa offrono un'opportunità per la creazione di composizioni.

—  
Glo is the icon of the Penta collection. A glass sphere that enhances the reflection of light, in a play of reflections and allusions between the lamp and the environment or among different lamps. The rich palette and various dimensions of the suspended version offer an opportunity for creating compositions.













0811-23 LARGE SUSP. MIRRORING BLACK, MIRRORING GREEN, MIRRORING ROSE GOLD, MIRRORING BRONZE  
0811-21 MEDIUM SUSP. MIRRORING BRONZE, TRANSPARENT, MIRRORING GOLD, MIRRORING BLACK, MIRRORING SILVER, MIRRORING ROSE GOLD  
0811-20 MINI SUSP. MIRRORING BLACK, MIRRORING SILVER, TRANSPARENT, MIRRORING GREEN, MIRRORING ROSE GOLD  
AA01-T-100-17 WHITE ROUND PLATE WITH MAX 17 FITTINGS

# HAIL

## BARTOLI DESIGN

### 2023

TECHNICAL INFO - P.248

Hail nasce dall'evoluzione della lampada Storm, dalla quale mantiene il suo stelo in metallo. Hail offre una soluzione alternativa nell'emissione della luce: una elegante campanella indirizza e concentra la luce verso il basso.

—  
Hail is born from the evolution of the Storm lamp, from which it maintains its metal stem. Hail offers an alternative solution in light emission: an elegant bell directs and concentrates the light downwards.







2304-20 SUSPENSION MATT BRONZE



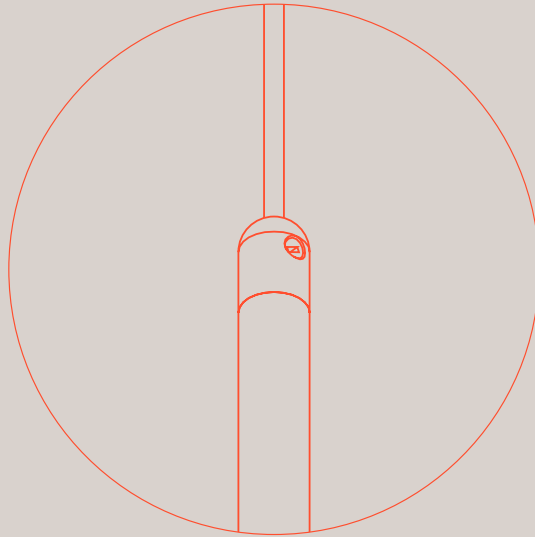


L'essenzialità costituisce l'elemento cardine del prodotto. Un sottile tubo metallico che genera una luce meravigliosa sulla superficie del tavolo. Una perfetta sintesi tra forma e illuminazione.

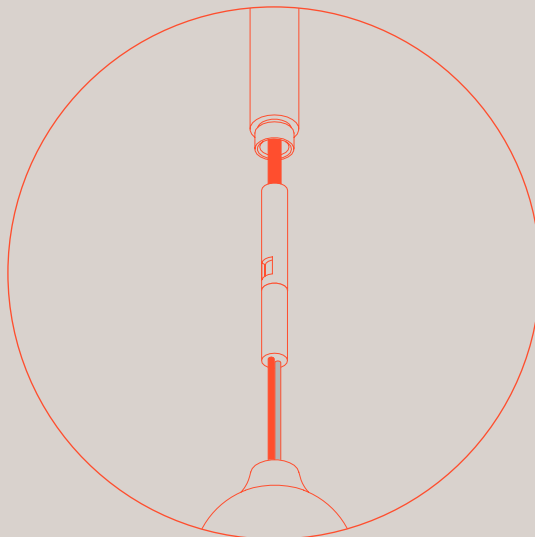
—

Essentiality constitutes the concept of the product. A small metal tube that casts a wonderful light on the tabletop. A perfect synthesis between sign and light.

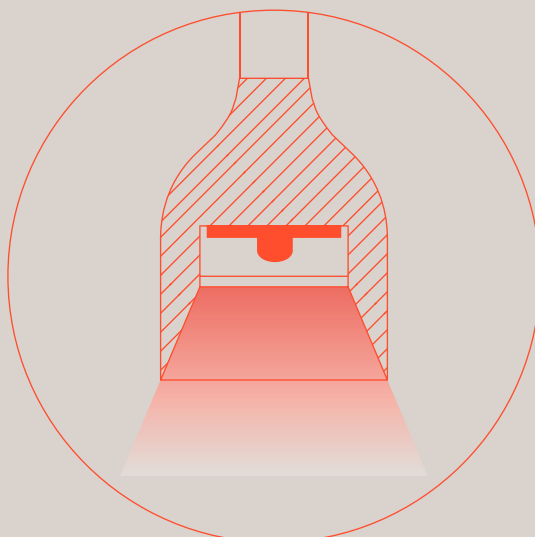
EXTRA THIN AND  
FLEXIBLE CABLE



EASY CONNECTION FOR  
LED REPLACEABILITY



HIDDEN LED  
LOW LUMINANCE











# LIT

## UMBERTO ASNAGO

### 2019

TECHNICAL INFO - P.262

Un oggetto mutevole che cambia con la luce. Spenta, Lit sembra una scultura sospesa, un tubo essenziale reso prezioso dai riflessi che si riverberano sul vetro. Accesa, la lampada rivela un'anima luminosa, calda e gentile.

—  
A mutable object that changes with the light. When off, Lit looks like a suspended sculpture, a minimal tube made precious by the reflections that play on the glass. When lit, the lamp reveals a bright, warm and gentle soul.







1912-23 LARGE SUSP. : MIRRORING BRONZE, MIRRORING BLACK



La sua unicità è data dal diffusore interno sabbiato e striato che cattura e riflette la luce in modo raffinato. Ogni dettaglio è pensato per esaltare l'interazione tra luce e materiali.

Le nuove finiture disponibili, in bronzo e nero, aggiungono un tocco di modernità e versatilità.

—

Its uniqueness lies in the frosted and striated inner diffuser, which captures and reflects light in a refined way. Every detail is designed to enhance the interaction between light and materials.

The new finishes, available in bronze and black, add a touch of modernity and versatility.







1011-231 LARGE SLIST • 1012-37 MEDIUM SLIST • 1012-21 SMALL SLIST - MIRRORING BLUE, MIRRORING GOLD, MIRRORING VIOLET, MIRRORING BLACK

# MOM

## UMBERTO ASNAGO

### 2016

TECHNICAL INFO - P.274

Sono ispirate alla tradizione veneziana le lampade Mom, che nella forma e nelle finiture opache si rifanno ai classici vasi in vetro di Murano.

Disponibili in diverse forme e colori, raggiungono il loro massimo potenziale quando unite in composizioni suggestive.

—

Mom lamps are inspired by the Venetian tradition, and refer, in the shape and opaque finishings, to the classical Murano glass vases.

Available in various shapes and colors, they reach their full potential when combined into captivating compositions.





# MOM GLOSSY

## UMBERTO ASNAGO

### 2023

TECHNICAL INFO - P.276

Mom è una delle icone della collezione Penta, incarnando splendidamente l'influenza della tradizione artistica veneziana.

Tre delle originali cinque forme di Mom, sono ora disponibili anche nella variante Glossy in tre colori: bronzo, nero e oro.

—  
Mom is one of the icons of the Penta collection, beautifully embodying the influence of the Venetian artistic tradition.

Three of Mom's original five shapes are now also available in Glossy variant in three colors: bronze, black and gold.







1602-26 TALL SUSP. - 1602-27 SLIM SUSP. - 1602-28 FATTY SUSP. - MIRRORING BRONZE, MIRRORING BLACK, MIRRORING GOLD





# STORM

## BARTOLI DESIGN

### 2017

TECHNICAL INFO - P.284

Steli sottili in preziose finiture metalliche che creano una pioggia di scintille e suggestive armonie di luce. Storm è una sospensione composta da un'asta in metallo nelle finiture oro opaco, nero opaco, bronzo opaco e cromo lucido.

—

Thin stems in precious metallic finishes create a sparkling storm and an evocative harmonies of light.

Storm is a suspension lamp made by a metal stick in the finishes matt gold, matt black, matt bronze and glossy chrome.







1704-23 LARGE SUSP. GLOSSY CHROME

Disponibile in tre misure, Storm è una lampada che vive anche da sola ma è pensata per essere usata in gruppo, negli spazi del contract come in quelli di casa.

—

Available in three sizes, Storm is a lamp that can live alone but is designed to be used in groups, in public spaces as well as at home.

# WONDER

## BARTOLI DESIGN

### 2017

TECHNICAL INFO - P.290

La meraviglia della combinazione di più lampade Wonder di dimensioni, finiture e altezze diverse ha la stessa luminosa bellezza del vetro borosilicato con cui sono realizzate le singole canne, in finitura trasparente o fumé.

—

Combining more Wonder lamps in different dimensions, finishings and heights is astonishing as the luminous beauty of the borosilicate glass with which every single rod is made, in transparent or fume finishing.











# SUSPENSIONS

ELISABETH 54

GEMS 56

GLO MAXI 64

MAMÌ 68

NARCISO 70

RUNA 72

WOODY 78

# ELISABETH

## CARLO COLOMBO

### 2017

TECHNICAL INFO - P.216

La collezione Elisabeth prende ispirazione da un affascinante gioco astronomico di semisfere. L'interazione dinamica e ironica tra le semisfere in cromo lucido genera un dialogo unico, dando vita a volumi di luce e ombra che si intrecciano con il nostro quotidiano.

—  
The Elisabeth collection is inspired by a fascinating astronomical interplay of hemispheres. The dynamic and playful interaction between the polished chrome hemispheres creates a unique dialogue, bringing to life volumes of light and shadow that blend seamlessly into our everyday lives.





# GEMS

## FRANCESCA LANZAVECCHIA

### 2023

TECHNICAL INFO - P.222

Un intricato gioco di connessioni, abilmente risolto con precisione tecnica. Come perle preziose, sospese con delicatezza lungo una catena di luce, la loro trasparenza tenuemente luminosa e le sfumature variegata delle finiture si fondono armoniosamente, creando un meraviglioso prisma di effetti ottici.

—  
An intricate network of connections, adeptly resolved with technical precision. Like precious pearls delicately suspended along a chain of light, their faintly luminous transparency and the varied nuances of the finishes blend harmoniously, creating a marvelous prism of optical effects.







SHORT 1 D30 A WARM NEUTRAL

SHORT 2 D30 B COLD C — TALL 2 D60 A WARM C — SHORT 1 D60 A COLD N



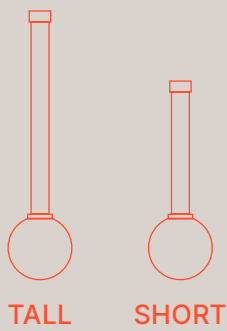


Questo sistema di illuminazione è costituito da sei elementi intercambiabili: tre paralumi di diametri crescenti e tre sfere che si inseriscono su un corpo luminoso dotato di una sfera e un tubo.

—

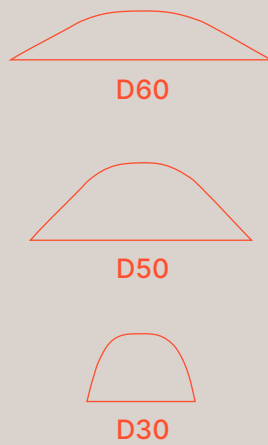
This lighting system consists of six interchangeable elements: three lampshades with increasing diameters and three spheres that fit onto a luminous body equipped with a sphere and a tube.

LIGHT ENGINE



Vetro soffiato  
Blown glass

PLATES



Vetro borosilicato  
Borosilicate glass

SPHERES



Vetro borosilicato  
Borosilicate glass

Neutro freddo / Cold neutral

Neutro caldo / Warm neutral

Colore freddo / Cold color

Colore caldo / Warm color

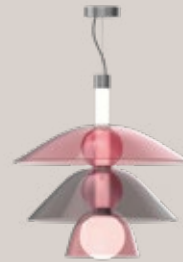

TALL 3 D60 A



TALL 3 D30 A



TALL 2 D60 A





# POSSIBLE COMBINATIONS

Neutro freddo / Cold neutral

Neutro caldo / Warm neutral

Colore freddo / Cold color

Colore caldo / Warm color

SHORT 2 D50 B



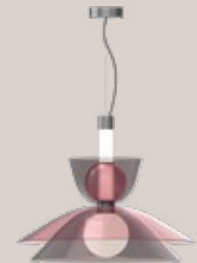
SHORT 2 D30 B



SHORT 1 D30 A



SHORT 1 D60 A



SHORT 2 D30 A



SHORT 2 D50 A



# GLO MAXI

## CARLO COLOMBO

### 2020

TECHNICAL INFO - P.246

L'iconica lampada Glo raggiunge la sua massima espressione nella versione Maxi, disponibile in tutta la gamma cromatica. Glo Maxi si inserisce negli ambienti con la presenza dominante di un vero protagonista.

—  
The iconic Glo lamp reaches its fullest expression in the Maxi version, available in the entire chromatic range. Glo Maxi seamlessly integrates into spaces, assuming the role of a true protagonist.





0811-24 SUSPENSION MIRRORING BRONZE





# MAMÌ

## UMBERTO ASNAGO

### 2013-2023

TECHNICAL INFO - P.266

Esplorando le sfumature del design e dell'arte, Mamì si rivela come una collezione di straordinaria versatilità ed eleganza. Nella versione a sospensione, la forma ovale del vetro soffiato bianco raggiunge la sua massima espressione modernista.

—  
Exploring the nuances of design and art, Mamì emerges as a collection of extraordinary versatility and elegance. In its suspension version, the oval shape of the white blown glass achieves its highest modernist expression.



# NARCISO

## NICOLA GALLIZIA

### 2017

TECHNICAL INFO - P.281

Come nel mito classico Narciso guarda la sua immagine riflessa nell'acqua, così il cono dell'omonima lampada si sdoppia per diffondere e riflettere la luce delicata del corpo illuminante.

—

As in the classic myth Narciso looks at his image reflected in the water, likewise the cone of this lamp splits up to spread and reflect the delicate light of the lighting body.





# RUNA

## MARCO ACERBIS

### 2023

TECHNICAL INFO - P.282

Una cupola in vetro borosilicato nasconde all'interno una moderna struttura lineare, il cuore di Runa, che, una volta accesa, rivela la luce.

—  
A classical smoky dome in borosilicate hides a modern linear structure covered in borosilicate, the beating heart of Runa, which in turn reveals the light.









2305-20 SUSPENSION



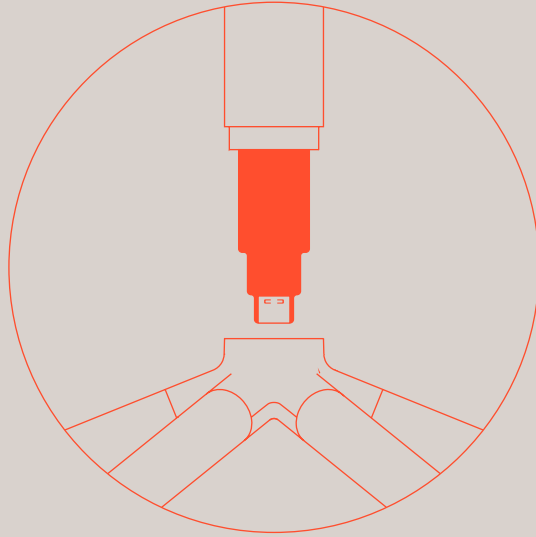


Un gioco di riflessioni e sovrapposizioni di luci, animate da una tecnologia all'avanguardia.

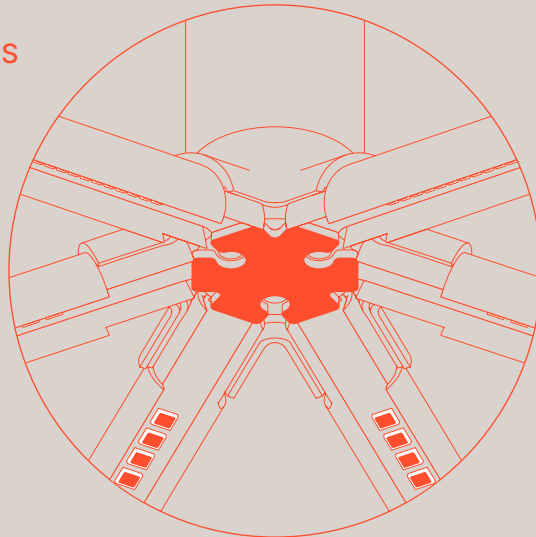
—

A game of reflections and crossreferences of light, animated by cutting-edge technology.

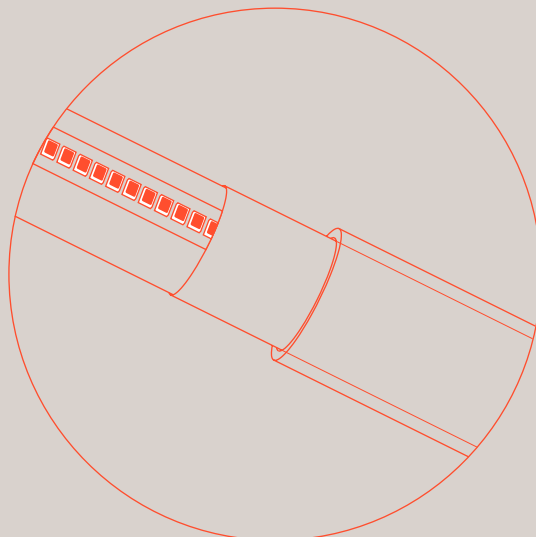
CONTROL BOARD  
THROUGH USB-C



CONNECTION BOARD  
WITH MICRO-CONNECTORS  
SLIMSTACK



KAPTON FLEXIBLE  
LED BOARD



MICRO-STRUCTURED  
DIFFUSER

BOROSILICATE TUBE

# WOODY

## UMBERTO ASNAGO

### 2015

TECHNICAL INFO - P.294

Una forma essenziale e iper-contemporanea vestita della ricchezza decorativa del marmo di Carrara e rovere naturale: il minimalismo non è mai stato più lussuoso.

—

A minimal and contemporary shape, along with the decorative opulence of Carrara marble and natural oak: minimalism has never been so luxurious.















# TABLE LAMPS

CHINA 84

ELISABETH 88

GLO 90

JE SUIS 92

MAMÌ 94

MORSETTO 96

NARCISO 98

SPOON 100

# CHINA

## NICOLA GALLIZIA

### 2003-2007

TECHNICAL INFO - P.210

China è una lampada da tavolo progettata per diffondere una luce morbida e avvolgente, grazie alla sua ampia base riflettente. Questo elemento distintivo non solo caratterizza il design della lampada, ma definisce anche lo stile dell'intera collezione.

—  
China is a table lamp designed to diffuse a soft and enveloping light, thanks to its large reflective base. This distinctive element not only defines the lamp's design but also shapes the style of the entire collection.









0308-00 MEDIUM TABLE MATT MARRON GLACÉ



L'ampia gamma di finiture disponibili permette di personalizzare China in modo unico, adattandola con versatilità a ogni ambiente e contesto, per un risultato sempre originale e armonioso.

—

The wide range of available finishes allows for a unique customization of China, adapting it with versatility to any setting and context, resulting in an always original and harmonious look.

# ELISABETH

## CARLO COLOMBO

### 2017

TECHNICAL INFO - P.217

Nella versione da tavolo, Elisabeth valorizza le sue forme essenziali, mettendo in primo piano la qualità dei materiali. La base, disponibile in cromo lucido o marmo di Carrara, arricchisce l'eleganza dei volumi con un tocco di raffinatezza.

—  
In its table version, Elisabeth highlights its essential forms, showcasing the quality of its materials. The base, available in polished chrome or Carrara marble, enhances the elegance of the volumes with a touch of sophistication.



# GLO

## CARLO COLOMBO

### 2009-2023

TECHNICAL INFO - P.238

Glo, con la sua elegante presenza, si declina in tre dimensioni da tavolo. Tridimensionale e avvolgente è disponibile in tutte le sue variazioni cromatiche.

—  
Glo, with its elegant presence, unfolds in three table dimensions. Three-dimensional and enveloping, it's available in all its chromatic variations."





# JE SUIS

## CARLO COLOMBO

### 2015

TECHNICAL INFO - P.261

Una lampada scultorea formata da una sfera bicolore in vetro bianco e specchio e da un basamento monumentale in marmo di Carrara o rovere. Je suis è una dichiarazione d'intenti, tra ricchezza delle finiture e bellezza che supera la funzione.

—  
A sculptural lamp formed by a two-tone sphere in white glass and mirror and a monumental base in Carrara marble or oak. Je suis is a statement of intent, between richness of finish and beauty that exceeds function.





# MAMÌ

## UMBERTO ASNAGO

### 2013-2023

TECHNICAL INFO - P.269

Nella versione da tavolo, Mamì si esprime al meglio dal punto di vista formale, con una struttura in metallo disponibile in entrambe le finiture: nero opaco e bronzo spazzolato, fornisce luce diffusa grazie alla forma ovale del vetro soffiato.

—

In the table version, Mamì excels in terms of formal expression, featuring a metal structure available in both matte black and brushed bronze finishes, providing diffused light thanks to the oval shape of the blown glass.





# MORSETTO

## CARLO COLOMBO

### 2019

TECHNICAL INFO - P.278

Morsetto è una lampada da tavolo che può essere posizionata in piedi o sdraiata. Un parallelepipedo vuoto di metallo verniciato opaco bianco, grigio o nero, al cui interno vive, come se fosse sospesa in equilibrio e stretta in una morsa, una sfera illuminante. Un prodotto in bilico tra la natura di apparecchio tecnico e di opera d'arte.

—  
Morsetto is a table lamp that can be positioned either upright or laid flat. It features a hollow parallelepiped made of matte-painted metal, available in white, gray, or black. Inside, as if suspended in balance and held tightly in a clamp, sits an illuminating sphere. A product that balances between the nature of a technical device and a work of art.





# NARCISO

## NICOLA GALLIZIA

### 2017

TECHNICAL INFO - P.280

Narciso, nella sua versione da tavolo ricaricabile, offre tre livelli di dimmerazione per modulare l'intensità luminosa con precisione. Un indicatore a quattro stadi consente di monitorare con facilità lo stato della batteria, garantendo un'esperienza luminosa sempre ottimale.

—  
Narciso, in its rechargeable table version, offers three dimming levels to precisely adjust the light intensity. A four-stage indicator allows for easy monitoring of the battery status, ensuring an optimal lighting experience at all times.





# SPOON

## UMBERTO ASNAGO

### 2017

TECHNICAL INFO - P.283

Spoon è la luce da lavoro della collezione Penta. Grazie alla sua forma essenziale e pulita, rappresenta un perfetto equilibrio tra bellezza e funzionalità. Lo stelo e la calotta, regolabili a piacere, permettono di adattarla facilmente a ogni esigenza.

—  
Spoon is the task light of the Penta collection. With its essential and clean design, it strikes a perfect balance between beauty and functionality. The stem and shade, adjustable as desired, allow for easy customization to suit any need.





Lo stelo di Spoon, sia nella versione da tavolo che in quella da terra, può essere inclinato fino a 45 gradi. Inoltre, il corpo illuminante è dotato di una funzione di rotazione per una maggiore versatilità e personalizzazione della luce.

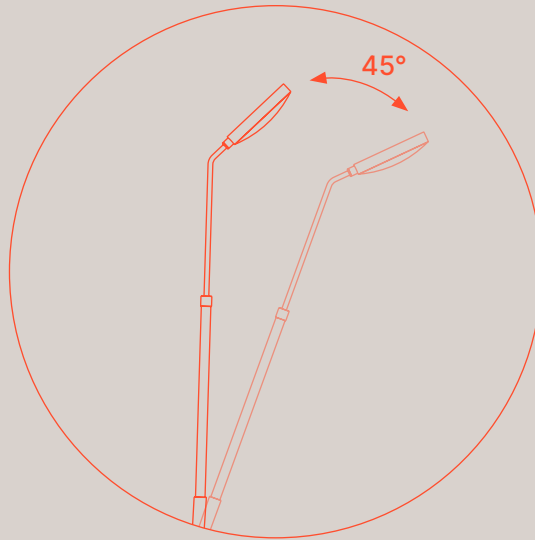
—

The stem of Spoon, both in the table and floor versions, can be tilted up to 45 degrees. Additionally, the light head features a rotating function for enhanced versatility and customization of the lighting.




# TABLE RECHARGEABLE VERSION

## LAMP ADJUSTMENT



## TURNING LIGHTING SOURCE





# FLOOR LAMPS

ALTURA 106

CHINA 108

GLO 110

JE SUIS 112

MAMÌ 116

NARCISO 120

SPOON 122

# ALTURA

## SOMMELLA & ANONIMALUCI

### 2019

TECHNICAL INFO - P.206

Altura è una lampada da terra ispirata alle canne da pesca. L'intricato sistema ad incastro tra lo stelo che sostiene il paralume e la piantana consente di regolarne facilmente la posizione.

—  
Altura is a floor lamp inspired by fishing rods. The intricate interlocking system between the stem supporting the lampshade and the base allows for easy adjustment of its position.





# CHINA

## NICOLA GALLIZIA

### 2003-2007

TECHNICAL INFO - P.211

Nella sua versione da terra, China si trasforma in un'elegante lampada da lettura, caratterizzata da una struttura metallica monocromatica. Il suo ampio paralume non solo garantisce un'illuminazione funzionale, ma crea anche un'atmosfera avvolgente e suggestiva.

—  
In its floor version, China becomes an elegant reading lamp, featuring a monochromatic metal structure. Its large lampshade not only provides functional lighting but also creates a warm and captivating atmosphere.







# GLO

## CARLO COLOMBO

### 2009-2023

TECHNICAL INFO - P.239

Glo offre un'ampia gamma di soluzioni luminose, mantenendo sempre la sua iconica e distintiva sfera anche nella versione da terra. La lampada è composta da due elementi: una base in metallo e un diffusore in vetro. Le diverse combinazioni di colori arricchiscono l'ambiente, creando giochi di riflessi unici e suggestivi.

—  
Glo offers a wide range of lighting solutions, always maintaining its iconic and distinctive sphere, even in the floor version. The lamp is composed of two elements: a metal base and a glass diffuser. The various color combinations enhance the space, creating unique and evocative reflections.





# JE SUIS

## CARLO COLOMBO

### 2015

TECHNICAL INFO - P.260

Je Suis, nella sua versione da terra, esprime al massimo la propria maestosità. La solida base monoblocco, dalla geometria essenziale ma con un'anima organica, sostiene la sfera luminosa, libera di ruotare su se stessa.

—

Je Suis, in its floor version, fully expresses its majesty. The solid monoblock base, with an essential geometry yet an organic soul, supports the luminous sphere, which is free to rotate on itself.







1502-10 FLOOR NATURAL OAK WOOD



Il pronunciato intaglio sulla base genera un intreccio di geometrie complesse che, interagendo con la luce, danno vita a un gioco dinamico di sfumature, amplificando la percezione della tridimensionalità.

—

The pronounced carving on the base creates an interplay of complex geometries that, interacting with light, give rise to a dynamic play of shades, enhancing the perception of three-dimensionality.

# MAMÌ

## UMBERTO ASNAGO

### 2013-2023

TECHNICAL INFO - P.266

La famiglia Mamì si sviluppa con due versioni da terra. La versione più scenografica è la terra-cielo. Un sottile stelo metallico si slancia dal pavimento al soffitto, ideale per chi desidera un design audace e d'impatto, capace di attirare l'attenzione e illuminare ogni dettaglio.

—  
The Mamì family is developed with two floor versions. The most scenic version is the floor-ceiling version. A slender metal stem soars from the floor to the ceiling, ideal for those who want a bold and striking design, capable of attracting attention and illuminating every detail.







1307-04 TABLE BRUSHED BRONZE



Nella sua versione più essenziale, la Mamì da terra offre una luce da lettura, valorizzata dalla semplicità e dall'eleganza del grande diffusore ovale in vetro soffiato bianco.

In its most essential version, the Mamì floor lamp provides a reading light, enhanced by the simplicity and elegance of its large oval diffuser in white blown glass.

# NARCISO

## NICOLA GALLIZIA

### 2017

TECHNICAL INFO - P.281

La struttura solida e le linee minimaliste di Narciso nella versione da terra ne accentuano la forte presenza scenica all'interno dell'ambiente.

La forma simmetrica crea un interessante contrasto tra la base e l'elemento luminoso, richiamando il concetto di riflessi che ispira l'intera collezione.

—  
The solid structure and minimalist lines of the Narciso floor version accentuate its strong visual presence within the space. The symmetrical form creates an interesting contrast between the base and the lighting element, reflecting the concept of reflections that inspires the entire collection.



# SPOON

## UMBERTO ASNAGO

### 2017

TECHNICAL INFO - P.283

Spoon nella versione da terra è ideale per creare angoli eleganti e raffinati, grazie alla sua luce puntuale. Il suo design compatto le permette di adattarsi perfettamente anche agli spazi più ridotti.

—

Spoon in the floor version is perfect for creating elegant and refined corners, thanks to its focused light. Its compact design allows it to fit perfectly even in smaller spaces.







1706-10 FLOOR COGNAC

Spoon vanta una struttura in metallo nero opaco, impreziosita da pelle intrecciata a mano, per un effetto distintivo e sofisticato.

—

Spoon features a black matt metal structure, enhanced with hand-woven leather, creating a distinctive and sophisticated effect.





# APPLIQUES

APRILE 128

CLASH 132

ELISABETH 136

ENOKI 138

GLO 142

LUDO 144

MOM 148

MORSETTO 152

VELA 154

# APRILE

## NICOLA GALLIZIA

### 2017

TECHNICAL INFO - P.208

Un quadro luminoso capace di far vibrare le pareti con una luce delicata come quella del sole in primavera.

Con due diverse emissioni luminose e tre dimensioni, Aprile è perfetta per un'illuminazione radente.

—

A luminous painting, capable of making the walls vibrate with a delicate light such as the sun in spring.

With two different light emissions and three sizes, Aprile is perfect for grazing lighting.







1649-32 SMALL WALL BRUSHED WALL

1649-31 TALL WALL MATT WHITE





# CLASH

## ARTEFATTO

### 2017

TECHNICAL INFO - P.212

Clash è un'applique che combina la leggerezza del vetro e la forza del metallo per creare un oggetto dall'estetica moderna e sofisticata, reso futuristico dalle finiture in nero opaco e bronzo spazzolato.

—

Clash is a wall lamp combining the lightness of glass and the strength of metal to create a modern and sophisticated object, with a futuristic touch given by matt black and brushed bronze finishings.







1699-30 FIX WALL BRUSHED BRONZE – 1699-31 ADJUSTABLE WALL BRUSHED BRONZE







# ELISABETH

## CARLO COLOMBO

### 2017

TECHNICAL INFO - P.217

Nella sua versione più essenziale, Elisabeth applique si distingue per le due semisfere in cromo lucido, che generano una luce bidirezionale sulla parete. Questo design consente di illuminare gli ambienti in modo uniforme ed efficace, unendo semplicità e funzionalità.

—  
In its most essential version, Elisabeth applique stands out with its two polished chrome hemispheres, which produce bidirectional light on the wall. This design allows for uniform and effective illumination, combining simplicity and functionality.



# ENOKI

## DEBIASI & SANDRI

### 2017

TECHNICAL INFO - P.218

Enoki riprende forme art déco combinando una lamina di metallo a una semicupola sporgente. Il fascio di luce che ne esce è morbido e diffuso e la parete stessa dove la lampada viene installata agisce indirettamente come riflettore.

—  
Resuming shapes from art deco, Enoki wall lamp combines a metal sheet with a protruding half-dome. The light beam, which comes through, is soft and diffused and the wall where the lamp is placed acts indirectly as a reflector.







1708-30 WALL MATT TITANIUM - 1708-30 MATT GOLD







# GLO

## CARLO COLOMBO

### 2009-2023

TECHNICAL INFO - P.242

Nella versione a parete, Glo si presenta in due dimensioni: medium e mini. Con il suo design flessibile, grazie alla struttura in metallo oro opaco o nero, consente di scegliere se orientarla verso il basso o verso l'alto a piacimento.

—  
In the wall-mounted version, Glo comes in two sizes: medium and mini. With its flexible design, featuring a matte gold or black metal structure, it allows you to choose whether to direct it downward or upward as desired.



musouM mixnaggu0  
THESYSTEM  
some are better than others  
THE EMPTY VESSEL ANGELLA GRAFF

# LUDO

## COLZANI & NOVATI

### 2019

TECHNICAL INFO - P.264

Ludo è un'applique la cui ispirazione nasce da un'eclissi solare. La sua struttura cilindrica a due livelli crea, se osservata frontalmente, un suggestivo effetto luminoso che richiama la corona solare.

—  
Ludo is a wall lamp inspired by a solar eclipse. Its two-level cylindrical structure creates a striking light effect reminiscent of the solar corona when viewed from the front.







1901-30 WALL MATT GOLD

Il design, dall'eleganza e semplicità formale, può essere arricchito dalla raffinata finitura in oro opaco, oltre alle classiche varianti in nero, bianco e grigio.

—

The design, with its elegance and formal simplicity, can be enhanced by the refined matte gold finish, in addition to the classic black, white, and gray options.



# MOM

## UMBERTO ASNAGO

### 2016

TECHNICAL INFO - P.272

Nella versione a parete, Mom si presenta in due forme: slim e fatty. Con il suo design flessibile, grazie alla struttura in metallo oro opaco o nero, consente di scegliere se orientarla verso il basso o verso l'alto a piacere.

—  
In the wall-mounted version, Mom comes in two shapes: slim and fatty. With its flexible design, featuring a matte gold or black metal structure, it allows you to choose whether to direct it downward or upward as desired.





1602-34 FATTY WALL MATT POWDER PINK – 1602-34 SLIM WALL MATT BLUE AVIO



Un piccolo universo governato dall'armonia che restituisce luce limpida e amplificata da corpi illuminanti vivacizzati dal colore. Le superfici materiche sono allo stesso tempo brillanti e morbide, vive e attraenti quasi dialogassero tra loro.

—

They appear as a small universe ruled by harmony, which returns a clear and amplified light form luminous elements, brightened up by colors. The tactile surfaces are shiny but soft at the same time, they look lively and attractive as they are talking.

# MORSETTO

## CARLO COLOMBO

### 2019

TECHNICAL INFO - P.279

Dal design essenziale ed elegante, Morsetto è un parallelepipedo vuoto di metallo verniciato opaco bianco, grigio o nero, al cui interno vive, come se fosse sospesa in equilibrio e stretta in una morsa, una sfera illuminante. Un oggetto iconico dalle forme semplici e pulite, che lo rendono senza tempo.

—

With its essential and elegant design, Morsetto is a hollow parallelepiped made of matte-painted metal, available in white, gray, or black. Inside, as if suspended in balance and gripped in a clamp, sits an illuminating sphere. An iconic object with simple, clean lines that make it timeless.





# VELA

## BROGLIATO TRAVERSO 2019

TECHNICAL INFO - P.288

La semplicità ed eleganza formale della lampada nascondono il corpo illuminante. Vela, che emana una luce indiretta e raffinata, può vivere da sola o può essere combinata in gruppi di più lampade, in modo da ottenere composizioni sempre differenti.

—  
The simplicity and formal elegance of the lamp hide the lighting fixture. Vela, which emanates an indirect and refined light, can live alone or can be combined in groups of several lamps, to obtain different compositions.





1905-30 WALL MATT TITANIUM



Il contrasto tra la semplicità formale della lampada e la complessità dell'effetto della luce è una delle principali caratteristiche di Vela. Il fascio luminoso, nascosto dalla struttura, si svela e si propaga dietro all'oggetto stesso.

—

The contrast between the formal simplicity of the lamp and the complexity of the light effect is one of the main characteristics of Vela. The light beam, hidden by the structure, reveals itself and propagates behind the object itself.



# CEILING-WALL

GLO<sub>160</sub>

MAMÌ<sub>162</sub>



# GLO

## CARLO COLOMBO

### 2009-2023

TECHNICAL INFO - P.244

La collezione Glo si arricchisce con una lampada a plafone: la sfera tagliata conserva la riconoscibilità del prodotto, ma offre una prospettiva rinnovata. Nasce quindi una nuova collezione che, pur mantenendo intatta la sua essenza, rinnova e arricchisce l'iconica famiglia Glo.

—  
The Glo collection is enriched with a ceiling lamp: the cut sphere preserves the recognizability of the product but offers a renewed perspective. Thus, a new collection is born that, while maintaining its essence intact, renews and enriches the iconic Glo family.



# MAMÌ

## UMBERTO ASNAGO

### 2013-2023

TECHNICAL INFO - P.270

Nella versione a parete o a soffitto l'elemento in vetro diventa protagonista assoluto. Il progetto non solo si arricchisce nelle proposte, ma si rinnova anche dal punto di vista tecnico, grazie a un motore luminoso che garantisce una diffusione della luce perfettamente uniforme.

—  
In the wall or ceiling version the glass element becomes the absolute protagonist. The project not only enriches its proposals but also undergoes technical renewal, thanks to a lighting engine that ensures perfectly uniform light diffusion.







# SOFT ARCHITECTURAL

ALTURA 166

CLIP 170

FEEL 176

GLIFO 184

HANG OUT 190

TILE 198



# ALTURA

## SOMMELLA & ANONIMALUCI

### 2019

TECHNICAL INFO - P.207

La semplicità della struttura e la pulizia delle linee si uniscono a materiali leggeri e a una sofisticata tecnologia integrata nel diffusore conico, segno distintivo di Altura.

—  
The simplicity of the structure and the cleanliness of the lines combine with light-weight materials and sophisticated technology integrated into the conical diffuser, a distinctive feature of Altura.





1907-20 SUSPENSION MATT WHITE



Nella versione a sospensione, oltre alla classica finitura nera, sono disponibili anche le varianti bianca e bronzo, che aggiungono ulteriore valore e varietà alla collezione.

—

In the pendant version, alongside the classic black finish, white and bronze variants are also available, adding extra value and variety to the collection.

# CLIP

## DE BIASI & SANDRI

### 2017

TECHNICAL INFO - P.214

Clip è una collezione di lampade a sospensione caratterizzata da un disco sottile accoppiato a un'asola agganciata al cavo di sostegno. Un accessorio dall'estetica contemporanea, un sofisticato gioiello da soffitto.

—  
Clip is a collection of suspension lamps defined by a thin disc coupled with a slot hooked to the support cable. An accessory from contemporary aesthetics, a glamorous ceiling jewel.







1707-24 LARGE OPEN SUSP. MATT BLACK, MATT GOLD — 1707-22 MINI OPEN SUSP. MATT BRONZE



L'asola può essere utilizzata per agganciare saldamente la lampada, garantendo flessibilità di installazione.


—

The slop hooked can be used to securely attach the lamp, ensuring flexibility in installation.

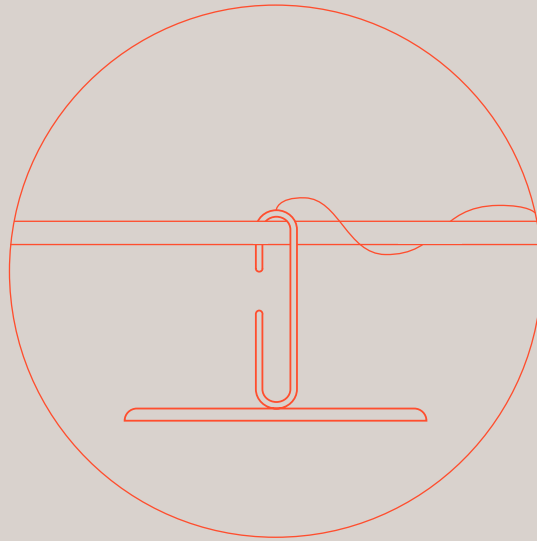


# CLIP SUSPENSION SYSTEM

HANG IT



HOOK IT



# FEEL

## SARA MORONI

### 2018

TECHNICAL INFO - P.219

Feel nasce dalla combinazione di dischi tessili fonoassorbenti e steli luminosi. I dischi colorati, in tinta o a contrasto tra loro, danno vita a configurazioni sempre diverse, da sospendere al soffitto per assorbire il rumore e migliorare il comfort acustico.

—

Feel comes from the combination of sound absorbing textile discs and luminous stems. The coloured discs, in matching or contrasting colours, give life to ever-changing configurations, to be suspended from the ceiling in order to absorb noise and improve acoustic comfort.











1831-33 LARGE STEM MATT GOLD — 1831-27 MEDIUM STEM MATT GOLD — 1831-01 SMALL STEM MATT GOLD — 1831-06 MEDIUM BLIND STEM MATT GOLD  
1831-93 LARGE DISC — 1831-82 MEDIUM DISC — 1831-01 SMALL DISC



1831-23 LARGE STEM MATT BLACK — 1831-93 LARGE DISC — 1831-92 MEDIUM DISC — 1831-91 SMALL DISC





Sospensione modulare in metallo disponibile in tre dimensioni con finiture opache nero e oro. Dischi in tre diametri, tessuto fonoassorbente.

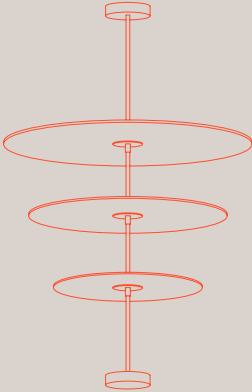
Struttura in metallo anche in versione blind senza illuminazione con dischi utilizzabili come elementi decorativi e fonoassorbenti.

—

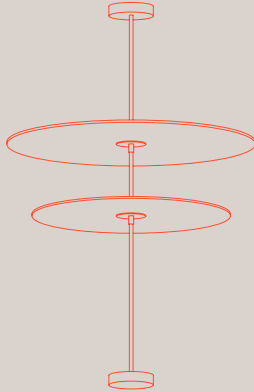
Modular suspension lamp with a metal structure available in three sizes with matte black and gold finishes. Discs in three diameters made of sound-absorbing fabric. The metal structure is also available in a blind version without lighting, with discs that can be used as decorative and sound-absorbing elements.

# FEEL SUSPENSION

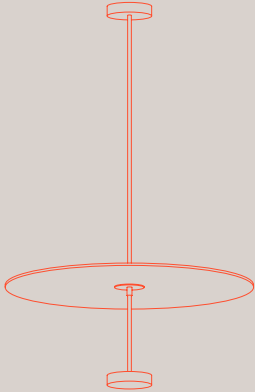
**LARGE STEM**  
 3 DISCS:  
 MAX 1 LARGE  
 MAX 2 MEDIUM  
 MAX 3 SMALL



1831-23 + 1831-91 + 1831-92 + 1831-93 + 3x(1831-90)

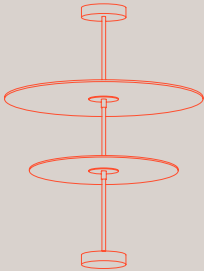


1831-23 + 1831-92 + 1831-93 + 2x(1831-90)

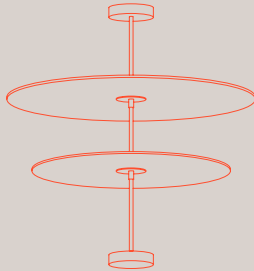


1831-23 + 1831-93 + 1831-90

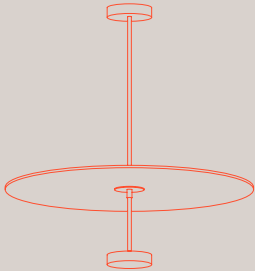
**MEDIUM STEM**  
 2 DISCS:  
 MAX 1 LARGE  
 MAX 2 MEDIUM  
 MAX 2 SMALL



1831-22 + 1831-91 + 1831-92 + 2x(1831-90)

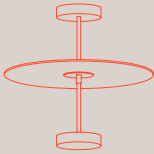


1831-22 + 1831-92 + 1831-93 + 2x(1831-90)

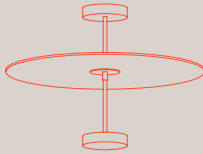


1831-22 + 1831-93 + 1831-90

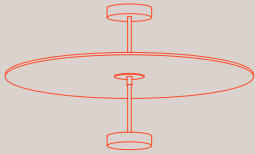
**SMALL STEM**  
 1 DISC:  
 MAX 1 LARGE  
 MAX 1 MEDIUM  
 MAX 1 SMALL



1831-21 + 1831-91 + 1831-90




1831-21 + 1831-92 + 1831-90

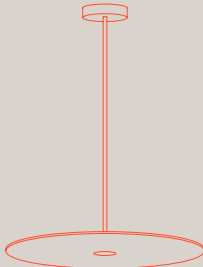


1831-21 + 1831-93 + 1831-90


**MEDIUM BLIND STEM**  
 1 DISCS:  
 MAX 1 LARGE  
 MAX 1 MEDIUM  
 MAX 1 SMALL



1831-98 + 1831-91

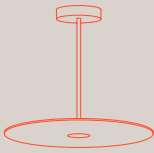


1831-98 + 1831-92

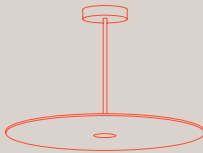


1831-98 + 1831-93


**SMALL BLIND STEM**  
 1 DISC:  
 MAX 1 LARGE  
 MAX 1 MEDIUM  
 MAX 1 SMALL



1831-97 + 1831-91



1831-97 + 1831-92



1831-97 + 1831-93



# GLIFO

## SOMMELLA & ANONIMALUCI

### 2019

TECHNICAL INFO - P.232

Glifo è una lampada da parete aggettante. La sua struttura in metallo si estende in un'asta obliqua, culminando in un elegante elemento in ebano, pensato per un'interazione intuitiva che consente di orientarne la direzione e gestire la luce. Dotata di un interruttore dimmerabile integrato, Glifo combina funzionalità e tecnologia avanzata.

—  
Glifo is a projecting wall lamp. Its metal frame extends into an oblique rod, culminating in an elegant ebony element designed for intuitive interaction to direct its direction and manage the light. Equipped with a built-in dimmable switch, Glifo combines functionality with advanced technology.





1908-33 LARGE CABLE WALL — 1908-34 LARGE BOX WALL



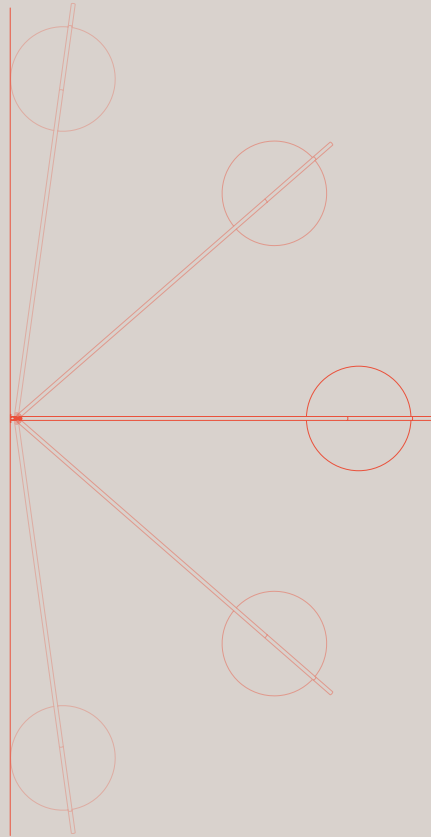


Due linee di metallo definiscono lo spazio: un elemento verticale, fulcro della rotazione, e un elemento obliquo che circonda l'angolo di apertura del diffusore offrendo un punto di presa per muovere la lampada.

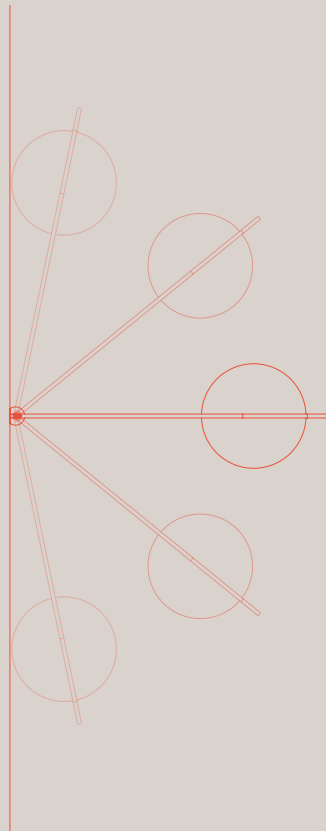
—

Two metal lines define the space: a vertical element, the fulcrum of the rotation, and an oblique element that surrounds the opening angle of the lampshade, offering a point to move the lamp.

GLIFO CABLE



GLIFO BOX





# HANG OUT

## BROGLIATO TRAVERSO

### 2019

TECHNICAL INFO - P.250

Hang Out è un sistema di illuminazione a sospensione e a parete, che coniuga la funzionalità dell'architettura all'espressività del decorativo. Una barra a doppia emissione LED si accoppia a pannelli di diverse forme e cromie, realizzati in legno in essenza, laccato o tessuto acustico.

—  
Hang Out is a suspension and wall lighting system, which combines the functionality of the architecture with the expressiveness of the decorative. A double-emission LED bar is coupled to panels of different shapes and colors, made of wood in essence, lacquered or acoustic fabric.





1906-20 + 1906-90 SINGLE SUSP. — 1906-21 + 1906-91 + 1906-94 DOUBLE SUSP. — 1906-21 + 1906-95 + 1906-94 DOUBLE SUSP.









1906-33 + 1906-90 LARGE WALL GREYING ASH WOOD, BLEACHED ASH WOOD

Grazie alla combinazione con eleganti pannelli in legno di frassino, Hang Out si distingue come una soluzione ideale per arricchire e valorizzare gli ambienti domestici. Il suo design distintivo e contemporaneo dona calore e personalità agli spazi, creando un'atmosfera accogliente e ricercata.

—

Thanks to the combination with elegant ash wood panels, Hang Out stands out as an ideal solution for enhancing and enriching home interiors. Its distinctive and contemporary design adds warmth and character to spaces, creating a welcoming and sophisticated atmosphere.




La versatilità, la flessibilità e la possibilità di personalizzazione sono le caratteristiche principali di questa lampada. Le differenti soluzioni proposte si adattano alle più diverse esigenze progettuali.

—


Versatility, flexibility and the possibility for customization are the main features of this lamp. The different solutions proposed adapt to the most diverse design requirements.

# WALL AND SUSPENSION


## WALL



1906-33 + 1906-93

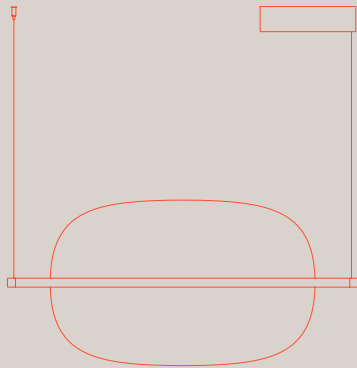


1906-33 + 1906-90




1906-31 + 1906-91

## SINGLE SUSPENSION




1906-20 + 1906-93




1906-20 + 1906-90


## DOUBLE SUSPENSION



1906-21 + 1906-95 + 1906-94



1906-21 + 1906-91 + 1906-92



1906-22

# TILE

## SEBASTIANO TOSI

### 2019

TECHNICAL INFO - P.286

Tile è una lampada da parete e soffitto, un oggetto dal forte impatto visivo in cui la funzione decorativa ed estetica si unisce perfettamente a quella tecnica e funzionale. I pannelli, disponibili in versione luminosa o decorativa, possono essere combinati tra loro per creare composizioni sofisticate.

—

Tile is a wall and ceiling lamp, an object with a strong visual impact where the decorative and aesthetic function blends perfectly with the technical and functional aspects. The panels, available in either a luminous or decorative version, can be combined to create sophisticated compositions.







1903-41 (X1) + 1903-40 (X2) + 1903-90 (X3)

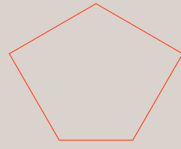







1903-90  
DECORATIVE ELEMENT

1903-40 - NO DRIVER  
1903-41 - DRIVER 4 ELEMENTS  
1903-42 - DRIVER 8 ELEMENTS



### Composizioni base / Base compositions

- 1x Driver 4 elements 1903-41
- Fino a / Up to 3x No Driver 1903-40 (entro 3 metri lineari / within 3 linear meters)
- Decorative 1903-90 (quantità illimitate / limitless quantity)



2 | L700

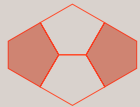


3a | L700



3b | L700

2 | 1903-41 (x1) + 1903-90 (x1)  
3a | 1903-41 (x1) + 1903-40 (x1) + 1903-90 (x1)  
3b | 1903-41 (x1) + 1903-90 (x2)



4 | L900

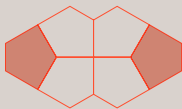


4 | L800

4 | 1903-41 (x1) + 1903-40 (x1) + 1903-90 (x2)



6a | Ø1020

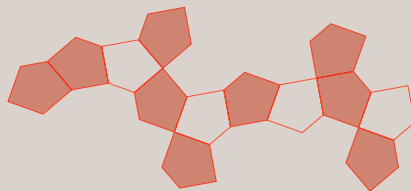


6b | Ø1210

6a | 1903-41 (x1) + 1903-40 (x2) + 1903-90 (x3)  
6b | 1903-41 (x1) + 1903-40 (x3) + 1903-90 (x2)




6 | L1700




13 | L2800

6 | 1903-41 (x1) + 1903-40 (x1) + 1903-90 (x4)  
13 | 1903-41 (x1) + 1903-40 (x3) + 1903-90 (x9)




12 | Ø1400




12 | 1903-41 (x1) + 1903-40 (x2) + 1903-90 (x9)

## Composizioni plus / Plus compositions


- 1x Driver 8 elements 1903-42
- Fino a / Up to 3x No Driver 1903-40 (entro 5 metri lineari / within 5 linear meters)
- Decorative 1903-90 (quantità illimitate / limitless quantity)



16 | L1380



18 | Ø1620



24 | Ø2100

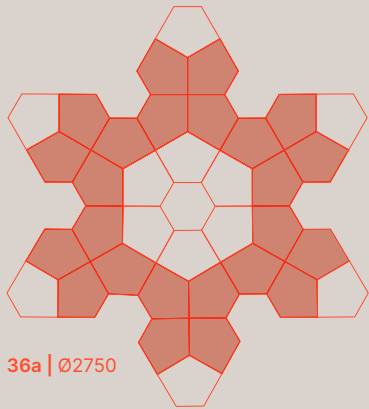
16 | 1903-42 (x1) + 1903-40 (x7) + 1903-90 (x8)

18 | 1903-42 (x1) + 1903-40 (x5) + 1903-90 (x12)

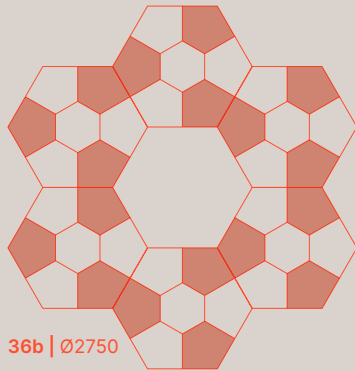
24 | 1903-42 (x1) + 1903-40 (x5) + 1903-90 (x18)

## Composizioni speciali / Special compositions

- Previa verifica tecnica / After technical verification



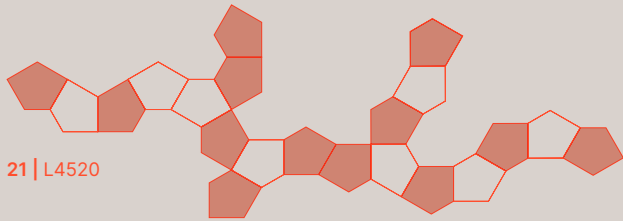
36a | Ø2750



36b | Ø2750


36a | 1903-42 (x2) + 1903-40 (x10) + 1903-90 (x24)

36b | 1903-42 (x3) + 1903-40 (x15) + 1903-90 (x18)



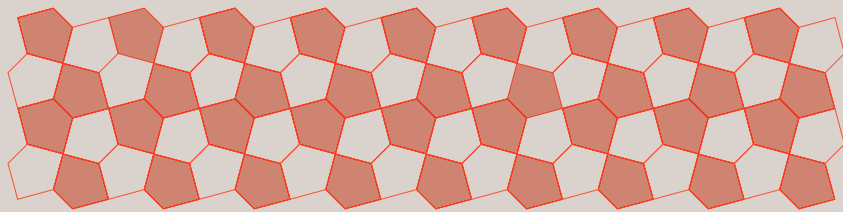
21 | L4520

21 | 1903-42 (x1) + 1903-40 (x7) + 1903-90 (x13)



32 | L4850

32 | 1903-42 (x2) + 1903-40 (x14) + 1903-90 (x16)



72 | L6000

72 | 1903-42 (x5) + 1903-40 (x31) + 1903-90 (x36)





# TECHNICAL INFO

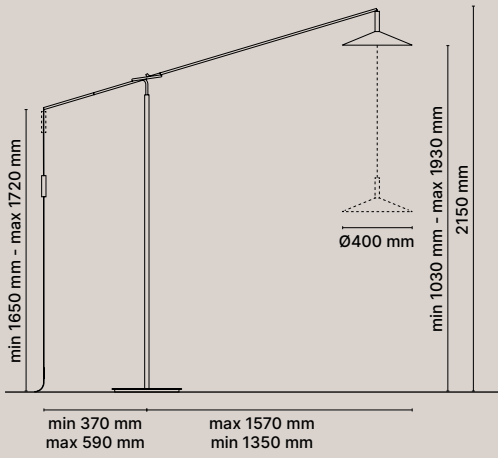
# ALTURA, Valerio Sommella & Anonima Luci

1907-10  
FLOOR

Dettagli  
Details

Struttura metallo  
Metal structure

Codice  
Code

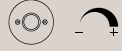


14W - 1180lm  
3000K  
Dimmer on cable  
Cable / Wire RAL 9005  
IP20



● Nero opaco / Matt black

1907-10-1111-DXNE



14W - 1180lm  
2700K  
Dimmer on cable  
Cable / Wire RAL 9005  
IP20



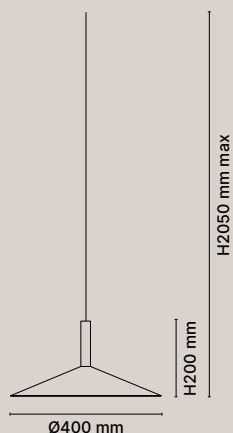
● Nero opaco / Matt black

1907-10-1111-DXWE

Peso / Weight: 19,2 kg

Lunghezza cavo / Cable length: min 3500 mm - max 4500 mm

1907-20  
SUSPENSION



Peso / Weight: 1 kg

Dettagli  
Details



14W - 1180lm  
3000K  
Cable / Wire RAL 9005  
IP20



Struttura metallo  
Metal structure



Nero opaco / Matt black

1907-20-1111-D2NE



Bronzo opaco / Matt bronze

1907-20-1616-D2NE



Bianco opaco / Matt white

1907-20-0101-D2NE



14W - 1180lm  
2700K  
Cable / Wire RAL 9005  
IP20



Nero opaco / Matt black

1907-20-1111-D2WE



Bronzo opaco / Matt bronze

1907-20-1616-D2WE



Bianco opaco / Matt white

1907-20-0101-D2WE

1907-90  
CANOPY TYPE C



Peso / Weight: 1 kg

Dettagli  
Details

Dimmable 0-10V



Struttura metallo  
Metal structure



Nero opaco / Matt black

1907-90-1100-DXLE



Oro opaco / Matt gold

1907-90-0600-DXLE



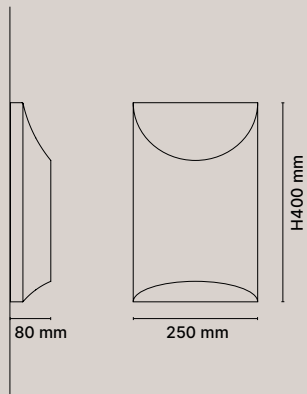
Bianco opaco / Matt white

1907-90-0100-DXLE



# APRILE, Nicola Gallizia

1649-30  
FATTY WALL



Peso / Weight: 3 kg

Dettagli  
Details




13,5W  
377lm (white)  
251lm (bronze)  
3000K  
Dimmable 0-10V  
IP20



Struttura metallo  
Metal structure

Codice  
Code


 Bonzo spazzolato / Brushed bronze 1649-30-1700-DXNE


 Bianco opaco / Matt white 1649-30-0100-DXNE



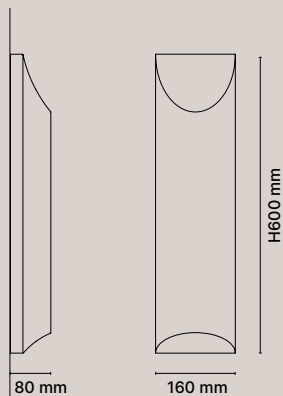
13,5W  
377lm (white)  
251lm (bronze)  
2700K  
Dimmable 0-10V  
IP20



 Bonzo spazzolato / Brushed bronze 1649-30-1700-DXWE

 Bianco opaco / Matt white 1649-30-0100-DXWE

1649-31  
TALL WALL



Peso / Weight: 3 kg

Dettagli  
Details




13,5W  
377lm (white)  
251lm (bronze)  
3000K  
Dimmable 0-10V  
IP20



Struttura metallo  
Metal structure

Codice  
Code


 Bonzo spazzolato / Brushed bronze 1649-31-1700-DXNE


 Bianco opaco / Matt white 1649-31-0100-DXNE



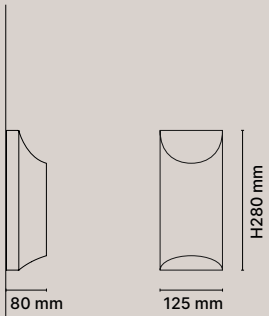
13,5W  
377lm (white)  
251lm (bronze)  
2700K  
Dimmable 0-10V  
IP20



 Bonzo spazzolato / Brushed bronze 1649-31-1700-DXWE

 Bianco opaco / Matt white 1649-31-0100-DXWE

1649-32  
SMALL WALL



Peso / Weight: 2 kg

Dettagli  
Details



13,5W  
377lm (white)  
251lm (bronze)  
3000K  
Dimmable 0-10V  
IP20



13,5W  
377lm (white)  
251lm (bronze)  
2700K  
Dimmable 0-10V  
IP20



Struttura metallo  
Metal structure



Bonzo spazzolato / Brushed bronze



Bianco opaco / Matt white

Codice  
Code

1649-32-1700-DXNE

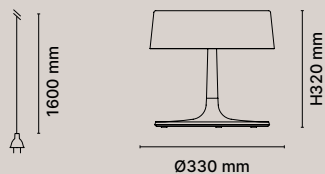
1649-32-0100-DXNE

1649-32-1700-DXWE

1649-32-0100-DXWE

# CHINA, Nicola Gallizia

## 0308-00 MEDIUM TABLE



Peso / Weight: 3,7 kg

### Dettagli Details



3× 6W  
E14 LED  
Dimmer on cable  
Cable / Wire RAL 9005  
IP20



### Struttura metallo Metal structure

	Nero opaco / Matt black	0308-00-1100-DXBE
	Oro opaco / Matt gold	0308-00-0600-DXBE
	Marron glacé opaco / Matt marron glacé	0308-00-1500-DXBE
	Bronzo opaco / Matt bronze	0308-00-1600-DXBE
	Bianco opaco / Matt white	0308-00-0100-DXBE

### Codice Code

### Accessori Accessories

Lampadina / Bulb LED E14 - 2700K

### Codice Code

RIC.000087

## 0308-01 SMALL TABLE



Peso / Weight: 2,2 kg

### Dettagli Details



2× 6W  
E14 LED  
Cable / Wire RAL 9005  
IP20



### Struttura metallo Metal structure

	Nero opaco / Matt black	0308-01-1100-NXBE
	Oro opaco / Matt gold	0308-01-0600-NXBE
	Marron glacé opaco / Matt marron glacé	0308-01-1500-NXBE
	Bronzo opaco / Matt bronze	0308-01-1600-NXBE
	Bianco opaco / Matt white	0308-01-0100-NXBE

### Codice Code

### Accessori Accessories

Lampadina / Bulb LED E14 - 2700K

### Codice Code

RIC.000087



0308-12  
HIGH FLOOR



Peso / Weight: 5,7 kg

Dettagli  
Details



3 × 6W  
E14 LED  
Dimmer on cable  
Cable / Wire RAL 9005  
IP20



Struttura metallo  
Metal structure

	Nero opaco / Matt black	0308-12-1100-DXBE
	Oro opaco / Matt gold	0308-12-0600-DXBE
	Marron glacé opaco / Matt marron glacé	0308-12-1500-DXBE
	Bronzo opaco / Matt bronze	0308-12-1600-DXBE
	Bianco opaco / Matt white	0308-12-0100-DXBE

Accessori  
Accessories

Lampadina / Bulb LED E14 - 2700K	Codice Code	RIC.000087
----------------------------------	----------------	------------

# CLASH, Artefatto

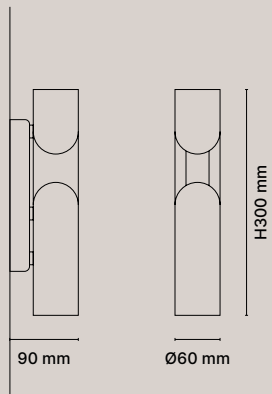
1699-30  
FIX WALL

Dettagli  
Details


Vetro  
Glass

Struttura metallo  
Metal structure

Codice  
Code



2x 7W - GU10 LED  
2W - 3000K  
908lm  
IP20  
Lampadina inclusa /  
Light bulb included



○ Trasparente /  
Transparent

● Nero opaco / Matt black

● Bronzo spazzolato /  
Brushed bronze

1699-30-1101-NXBE

1699-30-1701-NXBE

Accessori  
Accessories

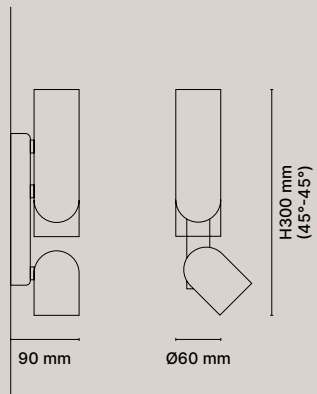
Codice  
Code

Lampadina / Bulb LED GU10 - 3000K

RIC.000089

Peso / Weight: 1,2 kg

1699-31  
ADJUSTABLE WALL



Peso / Weight: 1,2 kg

Dettagli  
Details



2x 7W - GU10 LED  
2W - 3000K  
908lm  
IP20  
Lampadina inclusa /  
Light bulb included



Vetro  
Glass

○ Trasparente /  
Transparent

Struttura metallo  
Metal structure

● Nero opaco / Matt black  
● Bronzo spazzolato /  
Brushed bronze

Codice  
Code

1699-31-1101-NXBE

1699-31-1701-NXBE

Accessori  
Accessories

Lampadina / Bulb LED GU10 - 3000K

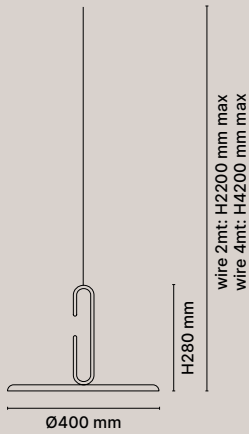
Codice  
Code

RIC.000089




# CLIP, Daniel Debiasi & Federico Sandri

## 1707-24 LARGE OPEN SUSPENSION



Peso / Weight: 3,0 kg

### Dettagli Details



19W - 792lm  
3000K  
Cavo / Wire RAL 9005  
IP20



### Struttura metallo Metal structure

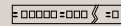
- Nero opaco / Matt black
- Oro opaco / Matt gold
- Bronzo opaco / Matt bronze

### Cavo Wire

- 4 mt
- 2 mt
- 4 mt
- 2 mt
- 4 mt
- 2 mt

### Codice Code

- 1707-24-1100-N4NE
- 1707-24-1100-N2NE
- 1707-24-0600-N4NE
- 1707-24-0600-N2NE
- 1707-24-1600-N4NE
- 1707-24-1600-N2NE



19W - 792lm  
2700K  
Cavo / Wire RAL 9005  
IP20




- Nero opaco / Matt black
- Oro opaco / Matt gold
- Bronzo opaco / Matt bronze

- 4 mt
- 2 mt
- 4 mt
- 2 mt
- 4 mt
- 2 mt

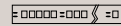
- 1707-24-1100-N4WE
- 1707-24-1100-N2WE
- 1707-24-0600-N4WE
- 1707-24-0600-N2WE
- 1707-24-1600-N4WE
- 1707-24-1600-N2WE

## 1707-22 MINI OPEN SUSPENSION



Peso / Weight: 2,0 kg

### Dettagli Details



8W - 317lm  
3000K  
Cavo / Wire RAL 9005  
IP20



### Struttura metallo Metal structure

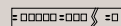
- Nero opaco / Matt black
- Oro opaco / Matt gold
- Bronzo opaco / Matt bronze

### Cavo Wire

- 4 mt
- 2 mt
- 4 mt
- 2 mt
- 4 mt
- 2 mt

### Codice Code

- 1707-22-1100-N4NE
- 1707-22-1100-N2NE
- 1707-22-0600-N4NE
- 1707-22-0600-N2NE
- 1707-22-1600-N4NE
- 1707-22-1600-N2NE



8W - 317lm  
2700K  
Cavo / Wire RAL 9005  
IP20



- Nero opaco / Matt black
- Oro opaco / Matt gold
- Bronzo opaco / Matt bronze

- 4 mt
- 2 mt
- 4 mt
- 2 mt
- 4 mt
- 2 mt

- 1707-22-1100-N4WE
- 1707-22-1100-N2WE
- 1707-22-0600-N4WE
- 1707-22-0600-N2WE
- 1707-22-1600-N4WE
- 1707-22-1600-N2WE



1907-90  
CANOPY TYPE C - CLIP LARGE

 | H50 mm




  
Ø113 mm

Peso / Weight: 1 kg

Dettagli  
Details

Dimmable 0-10V  
 


Struttura metallo  
Metal structure

-  Nero opaco / Matt black
-  Oro opaco / Matt gold
-  Bianco opaco / Matt white

Codice  
Code

- 1907-90-1100-DXLE
- 1907-90-0600-DXLE
- 1907-90-0100-DXLE

1707-91  
CANOPY TYPE F - CLIP MINI



 | H50 mm

  
Ø113 mm

Peso / Weight: 1 kg

Dettagli  
Details

On-Off  
 

Dimmable 0-10V  
 

Struttura metallo  
Metal structure

-  Nero opaco / Matt black
  -  Oro opaco / Matt gold
  -  Bianco opaco / Matt white
- 
-  Nero opaco / Matt black
  -  Oro opaco / Matt gold
  -  Bianco opaco / Matt white

Codice  
Code

- 1707-91-1100-NXLE
  - 1707-91-0600-NXLE
  - 1707-91-0100-NXLE
- 
- 1707-91-1100-DXLE
  - 1707-91-0600-DXLE
  - 1707-91-0100-DXLE

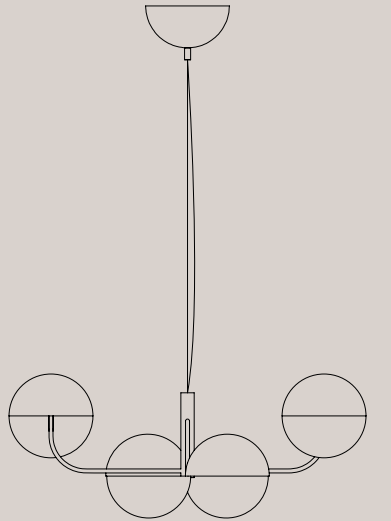
# ELISABETH, Carlo Colombo

1711-23  
SUSPENSION

Dettagli  
Details

Struttura metallo  
Metal structure

Codice  
Code



H2300 mm max

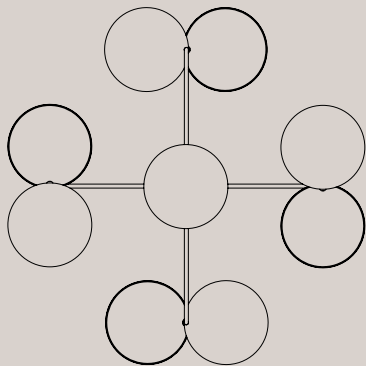


8 × 8W  
8 × 827lm  
3000K  
Dimmable 0-10V  
Cavo / Wire RAL 9005  
IP20



Cromo nero lucido / Glossy black chrome

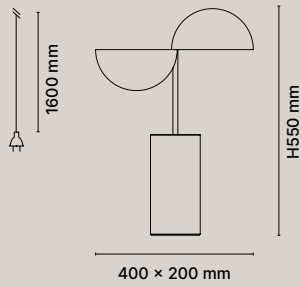
1711-23-2300-DXNE



Ø1100 mm

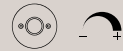
Peso / Weight: 10,0 kg

1711-03  
LARGE TABLE



(metal) Peso / Weight: 10,0 kg  
(marble) Peso / Weight: 14,0 kg

Dettagli  
Details



2x 8W  
2x 827lm  
3000K  
Dimmer on cable  
Cavo / Wire RAL 9005  
IP20



Diffusore metallo  
Metal shade

● Cromo nero lucido /  
Glossy black chrome

Struttura  
Structure

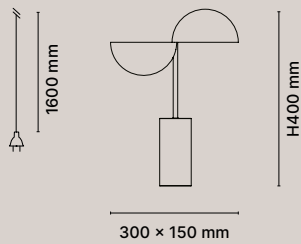
● Metallo cromo nero lucido /  
Glossy black chrome metal  
● Marmo bianco di Carrara /  
White Carrara marble

Codice  
Code

1711-03-2323-DXNE

1711-03-23M1-DXNE

1711-01  
SMALL TABLE



(metal) Peso / Weight: 7,0 kg  
(marble) Peso / Weight: 10,0 kg

Dettagli  
Details



2x 8W  
2x 827lm  
3000K  
Dimmer on cable  
Cavo / Wire RAL 9005  
IP20



Diffusore metallo  
Metal shade

● Cromo nero lucido /  
Glossy black chrome

Struttura  
Structure

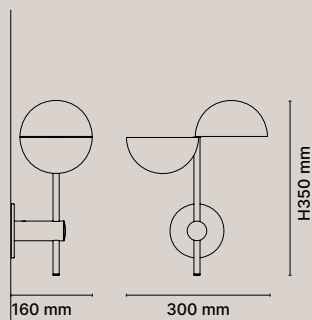
● Metallo cromo nero lucido /  
Glossy black chrome metal  
● Marmo bianco di Carrara /  
White Carrara marble

Codice  
Code

1711-01-2323-DXNE

1711-01-23M1-DXNE

1711-30  
WALL



Peso / Weight: 2,0 kg

Dettagli  
Details



2x 6W  
2x 450lm  
3000K  
Dimmable phase cut  
IP20



Struttura metallo  
Metal structure

● Cromo nero lucido / Glossy black chrome

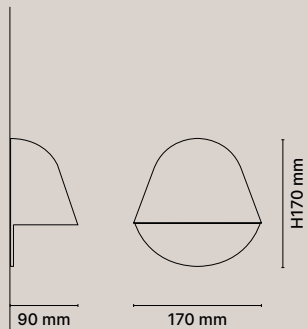
Codice  
Code

1711-30-2300-DXNE



# ENOKI, Daniel Debiasi & Federico Sandri

1708-30  
WALL



Peso / Weight: 0,8 kg

Dettagli  
Details



10W - 469lm  
3000K  
Dimmable phase cut  
IP20



Struttura metallo  
Metal structure

- Bianco opaco / Matt white
- Oro opaco / Matt gold
- Nero opaco / Matt black
- Titanio opaco / Matt titanium
- Bronzo opaco / Matt bronze

Codice  
Code

- 1708-30-0100-DXNE
- 1708-30-0600-DXNE
- 1708-30-1100-DXNE
- 1708-30-1800-DXNE
- 1708-30-1600-DXNE



10W - 441lm  
2700K  
Dimmable phase cut  
IP20



- Bianco opaco / Matt white
- Oro opaco / Matt gold
- Nero opaco / Matt black
- Titanio opaco / Matt titanium
- Bronzo opaco / Matt bronze

- 1708-30-0100-DXWE
- 1708-30-0600-DXWE
- 1708-30-1100-DXWE
- 1708-30-1800-DXWE
- 1708-30-1600-DXWE

# FEEL, Sara Moroni

1831-23  
LARGE STEM



Peso / Weight: 2,5 kg

Dettagli  
Details



27W - 938lm  
3000K  
Direct + indirect light  
(double light)  
IP20



27W - 878lm  
2700K  
Direct + indirect light  
(double light)  
IP20



Struttura metallo  
Metal structure



Nero opaco / Matt black

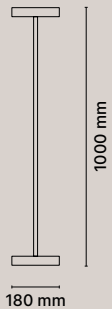
1831-23-1100-NXNE



Oro opaco / Matt gold

1831-23-0600-NXNE

1831-22  
MEDIUM STEM



Peso / Weight: 2,4 kg

Dettagli  
Details



27W - 938lm  
3000K  
Direct + indirect light  
(double light)  
IP20



27W - 878lm  
2700K  
Direct + indirect light  
(double light)  
IP20



Struttura metallo  
Metal structure



Nero opaco / Matt black

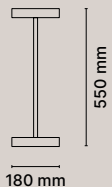
1831-22-1100-NXNE



Oro opaco / Matt gold

1831-22-0600-NXNE

1831-21  
SMALL STEM



Peso / Weight: 2,3 kg

Dettagli  
Details



27W - 938lm  
3000K  
Direct + indirect light  
(double light)  
IP20



27W - 878lm  
2700K  
Direct + indirect light  
(double light)  
IP20



Struttura metallo  
Metal structure



Nero opaco / Matt black

1831-21-1100-NXNE



Oro opaco / Matt gold

1831-21-0600-NXNE



Nero opaco / Matt black

1831-21-1100-NXWE

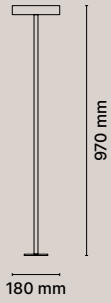


Oro opaco / Matt gold

1831-21-0600-NXWE

# FEEL, Sara Moroni

1831-98  
MEDIUM BLIND STEM



Peso / Weight: 2,4 kg

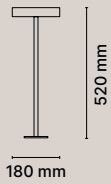
Struttura metallo  
Metal structure

- Nero opaco / Matt black
- Oro opaco / Matt gold

Codice  
Code

1831-98-1100  
1831-98-0600

1831-97  
SMALL BLIND STEM



Peso / Weight: 2,3 kg

Struttura metallo  
Metal structure

- Nero opaco / Matt black
- Oro opaco / Matt gold

Codice  
Code

1831-97-1100  
1831-97-0600

1831-90  
DISC FIXING KIT



Peso / Weight: 0,2 kg


Struttura metallo  
Metal structure

- Nero opaco / Matt black
- Oro opaco / Matt gold

Codice  
Code

1831-90-1100  
1831-90-0600

1831-93  
LARGE DISC



Ø1000 mm


Peso / Weight: 3,5 kg

Tessuti acustici  
Acoustic fabrics

Codice  
Code

	Tessuto grigio chiaro / Light grey fabric	1831-93-0100
	Tessuto blu scuro / Dark blue fabric	1831-93-0200
	Tessuto bordeaux / Bordeaux fabric	1831-93-0300
	Tessuto mattone / Brick fabric	1831-93-0400
	Tessuto sabbia / Sand fabric	1831-93-0500
	Tessuto verde scuro / Dark green fabric	1831-93-0600
	Tessuto petrolio / Petroleum fabric	1831-93-0700

1831-92  
MEDIUM DISC



Ø800 mm


Peso / Weight: 1,5 kg

Tessuti acustici  
Acoustic fabrics

Codice  
Code

	Tessuto grigio chiaro / Light grey fabric	1831-92-0100
	Tessuto blu scuro / Dark blue fabric	1831-92-0200
	Tessuto bordeaux / Bordeaux fabric	1831-92-0300
	Tessuto mattone / Brick fabric	1831-92-0400
	Tessuto sabbia / Sand fabric	1831-92-0500
	Tessuto verde scuro / Dark green fabric	1831-92-0600
	Tessuto petrolio / Petroleum fabric	1831-92-0700

1831-91  
SMALL DISC



Ø600 mm

Peso / Weight: 1,0 kg

Tessuti acustici  
Acoustic fabrics

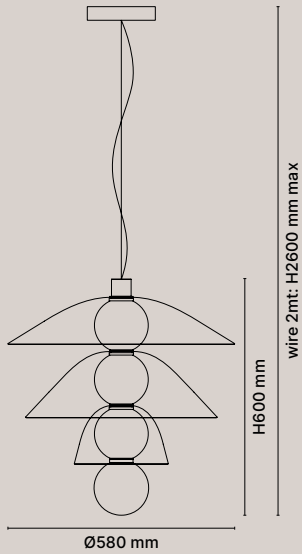
Codice  
Code

	Tessuto grigio chiaro / Light grey fabric	1831-91-0100
	Tessuto blu scuro / Dark blue fabric	1831-91-0200
	Tessuto bordeaux / Bordeaux fabric	1831-91-0300
	Tessuto mattone / Brick fabric	1831-91-0400
	Tessuto sabbia / Sand fabric	1831-91-0500
	Tessuto verde scuro / Dark green fabric	1831-91-0600
	Tessuto petrolio / Petroleum fabric	1831-91-0700



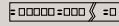
# GEMS, Francesca Lanzavecchia

## C-T3D60A TALL 3 D60 A SUSPENSION

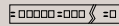


Peso / Weight: 5,8 kg

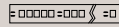
### Dettagli Details




9W + 10W  
1423lm (Warm Neutral)  
1373lm (Warm Color)  
1373lm (Cold Neutral)  
1373lm (Cold Color)  
3000K  
Dimmable DALI  
Cavo / Wire RAL 9005  
IP20



9W + 10W  
1364lm (Warm Neutral)  
1316lm (Warm Color)  
1316lm (Cold Neutral)  
1316lm (Cold Color)  
2700K  
Dimmable DALI  
Cavo / Wire RAL 9005  
IP20



9W + 10W  
1423lm (Warm Neutral)  
1373lm (Warm Color)  
1373lm (Cold Neutral)  
1373lm (Cold Color)  
3000K  
Dimmable 0-10V  
Cavo / Wire RAL 9005  
IP20



9W + 10W  
1364lm (Warm Neutral)  
1316lm (Warm Color)  
1316lm (Cold Neutral)  
1316lm (Cold Color)  
2700K  
Dimmable 0-10V  
Cavo / Wire RAL 9005  
IP20



### Struttura vetro Glass structure



Bianco acidato /  
Acid-etched  
white



Bianco acidato /  
Acid-etched  
white



Bianco acidato /  
Acid-etched  
white



Bianco acidato /  
Acid-etched  
white

### Diffusore vetro Glass shade



Neutro caldo / Warm Neutral



Colore caldo / Warm Color



Neutro freddo / Cold Neutral



Colore freddo / Cold Color



Neutro caldo / Warm Neutral



Colore caldo / Warm Color



Neutro freddo / Cold Neutral



Colore freddo / Cold Color



Neutro caldo / Warm Neutral



Colore caldo / Warm Color



Neutro freddo / Cold Neutral



Colore freddo / Cold Color



Neutro caldo / Warm Neutral



Colore caldo / Warm Color



Neutro freddo / Cold Neutral



Colore freddo / Cold Color

### Codice Code

C-T3D60A-WARMN-P2NE

C-T3D60A-WARMC-P2NE

C-T3D60A-COLDN-P2NE

C-T3D60A-COLDC-P2NE

C-T3D60A-WARMN-P2WE

C-T3D60A-WARMC-P2WE

C-T3D60A-COLDN-P2WE

C-T3D60A-COLDC-P2WE

C-T3D60A-WARMN-D2NE

C-T3D60A-WARMC-D2NE

C-T3D60A-COLDN-D2NE

C-T3D60A-COLDC-D2NE

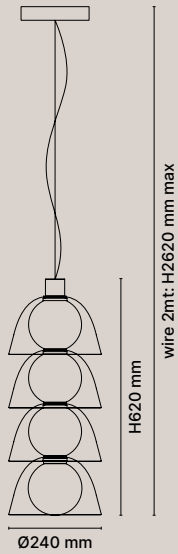
C-T3D60A-WARMN-D2WE

C-T3D60A-WARMC-D2WE

C-T3D60A-COLDN-D2WE

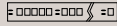
C-T3D60A-COLDC-D2WE

C-T3D30A  
TALL 3 D30 A SUSPENSION

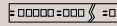


Peso / Weight: 5,2 kg

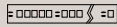
Dettagli  
Details




9W + 10W  
1376lm (Warm Neutral)  
1152lm (Warm Color)  
1152lm (Cold Neutral)  
1152lm (Cold Color)  
3000K  
Dimmable DALI  
Cavo / Wire RAL 9005  
IP20



9W + 10W  
1320lm (Warm Neutral)  
1105lm (Warm Color)  
1105lm (Cold Neutral)  
1105lm (Cold Color)  
2700K  
Dimmable DALI  
Cavo / Wire RAL 9005  
IP20



9W + 10W  
1376lm (Warm Neutral)  
1152lm (Warm Color)  
1152lm (Cold Neutral)  
1152lm (Cold Color)  
3000K  
Dimmable 0-10V  
Cavo / Wire RAL 9005  
IP20



9W + 10W  
1320lm (Warm Neutral)  
1105lm (Warm Color)  
1105lm (Cold Neutral)  
1105lm (Cold Color)  
2700K  
Dimmable 0-10V  
Cavo / Wire RAL 9005  
IP20



Struttura vetro  
Glass structure



Bianco acidato /  
Acid-etched  
white



Bianco acidato /  
Acid-etched  
white



Bianco acidato /  
Acid-etched  
white



Bianco acidato /  
Acid-etched  
white

Diffusore vetro  
Glass shade



Neutro caldo / Warm Neutral



Colore caldo / Warm Color



Neutro freddo / Cold Neutral



Colore freddo / Cold Color



Neutro caldo / Warm Neutral



Colore caldo / Warm Color



Neutro freddo / Cold Neutral



Colore freddo / Cold Color



Neutro caldo / Warm Neutral



Colore caldo / Warm Color



Neutro freddo / Cold Neutral



Colore freddo / Cold Color



Neutro caldo / Warm Neutral



Colore caldo / Warm Color



Neutro freddo / Cold Neutral



Colore freddo / Cold Color

Codice  
Code

C-T3D30A-WARMN-P2NE

C-T3D30A-WARMC-P2NE

C-T3D30A-COLDN-P2NE

C-T3D30A-COLDC-P2NE

C-T3D30A-WARMN-P2WE

C-T3D30A-WARMC-P2WE

C-T3D30A-COLDN-P2WE

C-T3D30A-COLDC-P2WE

C-T3D30A-WARMN-D2NE

C-T3D30A-WARMC-D2NE

C-T3D30A-COLDN-D2NE

C-T3D30A-COLDC-D2NE

C-T3D30A-WARMN-D2WE

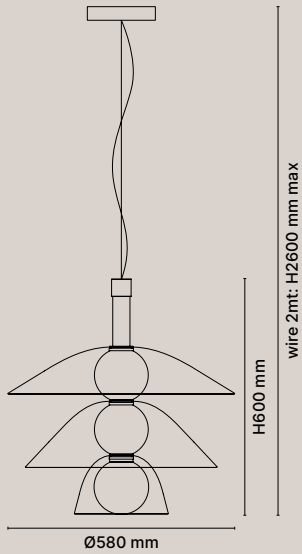
C-T3D30A-WARMC-D2WE

C-T3D30A-COLDN-D2WE

C-T3D30A-COLDC-D2WE

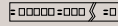
# GEMS, Francesca Lanzavecchia

C-T2D60A  
TALL 2 D60 A SUSPENSION

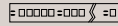


Peso / Weight: 5,6 kg

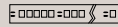
Dettagli  
Details



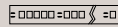
9W + 10W  
1498lm (Warm Neutral)  
1237lm (Warm Color)  
1237lm (Cold Neutral)  
1237lm (Cold Color)  
3000K  
Dimmable DALI  
Cavo / Wire RAL 9005  
IP20



9W + 10W  
1436lm (Warm Neutral)  
1186lm (Warm Color)  
1186lm (Cold Neutral)  
1186lm (Cold Color)  
2700K  
Dimmable DALI  
Cavo / Wire RAL 9005  
IP20



9W + 10W  
1498lm (Warm Neutral)  
1237lm (Warm Color)  
1237lm (Cold Neutral)  
1237lm (Cold Color)  
3000K  
Dimmable 0-10V  
Cavo / Wire RAL 9005  
IP20



9W + 10W  
1436lm (Warm Neutral)  
1186lm (Warm Color)  
1186lm (Cold Neutral)  
1186lm (Cold Color)  
2700K  
Dimmable 0-10V  
Cavo / Wire RAL 9005  
IP20



Struttura vetro  
Glass structure



Bianco acidato /  
Acid-etched  
white



Bianco acidato /  
Acid-etched  
white



Bianco acidato /  
Acid-etched  
white



Bianco acidato /  
Acid-etched  
white

Diffusore vetro  
Glass shade



Neutro caldo / Warm Neutral



Colore caldo / Warm Color



Neutro freddo / Cold Neutral



Colore freddo / Cold Color



Neutro caldo / Warm Neutral



Colore caldo / Warm Color



Neutro freddo / Cold Neutral



Colore freddo / Cold Color



Neutro caldo / Warm Neutral



Colore caldo / Warm Color



Neutro freddo / Cold Neutral



Colore freddo / Cold Color



Neutro caldo / Warm Neutral



Colore caldo / Warm Color



Neutro freddo / Cold Neutral



Colore freddo / Cold Color

Codice  
Code

C-T2D60A-WARMN-P2NE

C-T2D60A-WARMC-P2NE

C-T2D60A-COLDN-P2NE

C-T2D60A-COLDC-P2NE

C-T2D60A-WARMN-P2WE

C-T2D60A-WARMC-P2WE

C-T2D60A-COLDN-P2WE

C-T2D60A-COLDC-P2WE

C-T2D60A-WARMN-D2NE

C-T2D60A-WARMC-D2NE

C-T2D60A-COLDN-D2NE

C-T2D60A-COLDC-D2NE

C-T2D60A-WARMN-D2WE

C-T2D60A-WARMC-D2WE

C-T2D60A-COLDN-D2WE

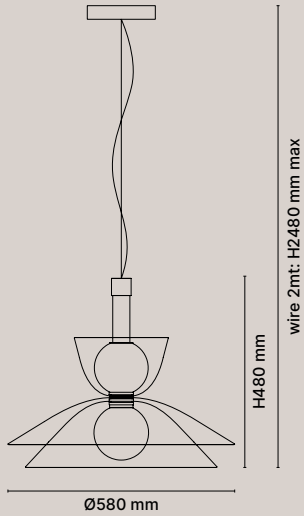
C-T2D60A-COLDC-D2WE





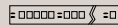
# GEMS, Francesca Lanzavecchia

C-S1D60A  
SHORT 1 D60 A SUSPENSION

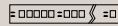


Peso / Weight: 5,4 kg

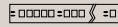
Dettagli  
Details



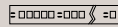
9W + 5W  
1393lm (Warm Neutral)  
1226lm (Warm Color)  
1226lm (Cold Neutral)  
1226lm (Cold Color)  
3000K  
Dimmable DALI  
Cavo / Wire RAL 9005  
IP20



9W + 5W  
1336lm (Warm Neutral)  
1176lm (Warm Color)  
1176lm (Cold Neutral)  
1176lm (Cold Color)  
2700K  
Dimmable DALI  
Cavo / Wire RAL 9005  
IP20



9W + 5W  
1393lm (Warm Neutral)  
1226lm (Warm Color)  
1226lm (Cold Neutral)  
1226lm (Cold Color)  
3000K  
Dimmable 0-10V  
Cavo / Wire RAL 9005  
IP20



9W + 5W  
1336lm (Warm Neutral)  
1176lm (Warm Color)  
1176lm (Cold Neutral)  
1176lm (Cold Color)  
2700K  
Dimmable 0-10V  
Cavo / Wire RAL 9005  
IP20



Struttura vetro  
Glass structure



Bianco acidato /  
Acid-etched  
white



Bianco acidato /  
Acid-etched  
white



Bianco acidato /  
Acid-etched  
white



Bianco acidato /  
Acid-etched  
white

Diffusore vetro  
Glass shade



Neutro caldo / Warm Neutral



Colore caldo / Warm Color



Neutro freddo / Cold Neutral



Colore freddo / Cold Color



Neutro caldo / Warm Neutral



Colore caldo / Warm Color



Neutro freddo / Cold Neutral



Colore freddo / Cold Color



Neutro caldo / Warm Neutral



Colore caldo / Warm Color



Neutro freddo / Cold Neutral



Colore freddo / Cold Color



Neutro caldo / Warm Neutral



Colore caldo / Warm Color



Neutro freddo / Cold Neutral



Colore freddo / Cold Color

Codice  
Code

C-S1D60A-WARMN-P2NE

C-S1D60A-WARMC-P2NE

C-S1D60A-COLDN-P2NE

C-S1D60A-COLDC-P2NE

C-S1D60A-WARMN-P2WE

C-S1D60A-WARMC-P2WE

C-S1D60A-COLDN-P2WE

C-S1D60A-COLDC-P2WE

C-S1D60A-WARMN-D2NE

C-S1D60A-WARMC-D2NE

C-S1D60A-COLDN-D2NE

C-S1D60A-COLDC-D2NE

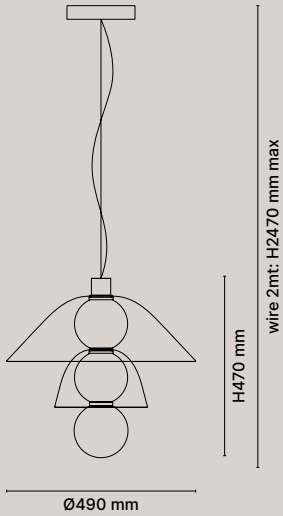
C-S1D60A-WARMN-D2WE

C-S1D60A-WARMC-D2WE

C-S1D60A-COLDN-D2WE

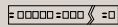
C-S1D60A-COLDC-D2WE

C-S2D50A  
SHORT 2 D50 A SUSPENSION

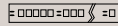


Peso / Weight: 4,2 kg


Dettagli  
Details



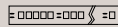
9W + 5W  
1388lm (Warm Neutral)  
1304lm (Warm Color)  
1304lm (Cold Neutral)  
1304lm (Cold Color)  
3000K  
Dimmable DALI  
Cavo / Wire RAL 9005  
IP20



9W + 5W  
1330lm (Warm Neutral)  
1250lm (Warm Color)  
1250lm (Cold Neutral)  
1250lm (Cold Color)  
2700K  
Dimmable DALI  
Cavo / Wire RAL 9005  
IP20



9W + 5W  
1388lm (Warm Neutral)  
1304lm (Warm Color)  
1304lm (Cold Neutral)  
1304lm (Cold Color)  
3000K  
Dimmable 0-10V  
Cavo / Wire RAL 9005  
IP20



9W + 5W  
1330lm (Warm Neutral)  
1250lm (Warm Color)  
1250lm (Cold Neutral)  
1250lm (Cold Color)  
2700K  
Dimmable 0-10V  
Cavo / Wire RAL 9005  
IP20



Struttura vetro  
Glass structure



Bianco acidato /  
Acid-etched  
white



Bianco acidato /  
Acid-etched  
white



Bianco acidato /  
Acid-etched  
white



Bianco acidato /  
Acid-etched  
white

Diffusore vetro  
Glass shade



Neutro caldo / Warm Neutral



Colore caldo / Warm Color



Neutro freddo / Cold Neutral



Colore freddo / Cold Color



Neutro caldo / Warm Neutral



Colore caldo / Warm Color



Neutro freddo / Cold Neutral



Colore freddo / Cold Color



Neutro caldo / Warm Neutral



Colore caldo / Warm Color



Neutro freddo / Cold Neutral



Colore freddo / Cold Color



Neutro caldo / Warm Neutral



Colore caldo / Warm Color



Neutro freddo / Cold Neutral



Colore freddo / Cold Color

Codice  
Code

C-S2D50A-WARMN-P2NE

C-S2D50A-WARMC-P2NE

C-S2D50A-COLDN-P2NE

C-S2D50A-COLDC-P2NE

C-S2D50A-WARMN-P2WE

C-S2D50A-WARMC-P2WE

C-S2D50A-COLDN-P2WE

C-S2D50A-COLDC-P2WE

C-S2D50A-WARMN-D2NE

C-S2D50A-WARMC-D2NE

C-S2D50A-COLDN-D2NE

C-S2D50A-COLDC-D2NE

C-S2D50A-WARMN-D2WE

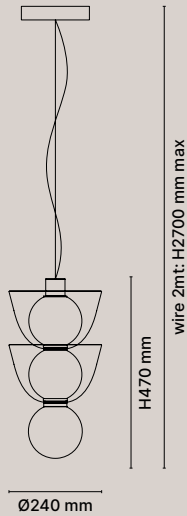
C-S2D50A-WARMC-D2WE

C-S2D50A-COLDN-D2WE

C-S2D50A-COLDC-D2WE

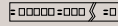
# GEMS, Francesca Lanzavecchia

C-S2D30A  
SHORT 2 D30 A SUSPENSION

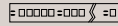


Peso / Weight: 3,7 kg


Dettagli  
Details



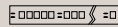
9W + 5W  
1420lm (Warm Neutral)  
1462lm (Warm Color)  
1462lm (Cold Neutral)  
1462lm (Cold Color)  
3000K  
Dimmable DALI  
Cavo / Wire RAL 9005  
IP20



9W + 5W  
1361lm (Warm Neutral)  
1401lm (Warm Color)  
1401lm (Cold Neutral)  
1401lm (Cold Color)  
2700K  
Dimmable DALI  
Cavo / Wire RAL 9005  
IP20



9W + 5W  
1420lm (Warm Neutral)  
1462lm (Warm Color)  
1462lm (Cold Neutral)  
1462lm (Cold Color)  
3000K  
Dimmable 0-10V  
Cavo / Wire RAL 9005  
IP20



9W + 5W  
1361lm (Warm Neutral)  
1401lm (Warm Color)  
1401lm (Cold Neutral)  
1401lm (Cold Color)  
2700K  
Dimmable 0-10V  
Cavo / Wire RAL 9005  
IP20



Struttura vetro  
Glass structure



Bianco acidato /  
Acid-etched  
white



Bianco acidato /  
Acid-etched  
white



Bianco acidato /  
Acid-etched  
white



Bianco acidato /  
Acid-etched  
white

Diffusore vetro  
Glass shade



Neutro caldo / Warm Neutral



Colore caldo / Warm Color



Neutro freddo / Cold Neutral



Colore freddo / Cold Color



Neutro caldo / Warm Neutral



Colore caldo / Warm Color



Neutro freddo / Cold Neutral



Colore freddo / Cold Color



Neutro caldo / Warm Neutral



Colore caldo / Warm Color



Neutro freddo / Cold Neutral



Colore freddo / Cold Color



Neutro caldo / Warm Neutral



Colore caldo / Warm Color



Neutro freddo / Cold Neutral



Colore freddo / Cold Color

Codice  
Code

C-S2D30A-WARMN-P2NE

C-S2D30A-WARMC-P2NE

C-S2D30A-COLDN-P2NE

C-S2D30A-COLDC-P2NE

C-S2D30A-WARMN-P2WE

C-S2D30A-WARMC-P2WE

C-S2D30A-COLDN-P2WE

C-S2D30A-COLDC-P2WE

C-S2D30A-WARMN-D2NE

C-S2D30A-WARMC-D2NE

C-S2D30A-COLDN-D2NE

C-S2D30A-COLDC-D2NE

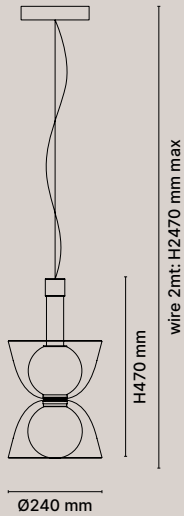
C-S2D30A-WARMN-D2WE

C-S2D30A-WARMC-D2WE

C-S2D30A-COLDN-D2WE

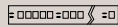
C-S2D30A-COLDC-D2WE

C-S1D30A  
SHORT 1 D30 A SUSPENSION

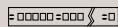


Peso / Weight: 3,5 kg

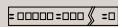
Dettagli  
Details



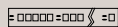
9W + 5W  
1500lm (Warm Neutral)  
1328lm (Warm Color)  
1328lm (Cold Neutral)  
1328lm (Cold Color)  
3000K  
Dimmable DALI  
Cavo / Wire RAL 9005  
IP20



9W + 5W  
1438lm (Warm Neutral)  
1274lm (Warm Color)  
1274lm (Cold Neutral)  
1274lm (Cold Color)  
2700K  
Dimmable DALI  
Cavo / Wire RAL 9005  
IP20



9W + 5W  
1500lm (Warm Neutral)  
1328lm (Warm Color)  
1328lm (Cold Neutral)  
1328lm (Cold Color)  
3000K  
Dimmable 0-10V  
Cavo / Wire RAL 9005  
IP20



9W + 5W  
1438lm (Warm Neutral)  
1274lm (Warm Color)  
1274lm (Cold Neutral)  
1274lm (Cold Color)  
2700K  
Dimmable 0-10V  
Cavo / Wire RAL 9005  
IP20



Struttura vetro  
Glass structure



Bianco acidato /  
Acid-etched  
white



Bianco acidato /  
Acid-etched  
white



Bianco acidato /  
Acid-etched  
white



Bianco acidato /  
Acid-etched  
white

Diffusore vetro  
Glass shade



Neutro caldo / Warm Neutral



Colore caldo / Warm Color



Neutro freddo / Cold Neutral



Colore freddo / Cold Color



Neutro caldo / Warm Neutral



Colore caldo / Warm Color



Neutro freddo / Cold Neutral



Colore freddo / Cold Color



Neutro caldo / Warm Neutral



Colore caldo / Warm Color



Neutro freddo / Cold Neutral



Colore freddo / Cold Color



Neutro caldo / Warm Neutral



Colore caldo / Warm Color



Neutro freddo / Cold Neutral



Colore freddo / Cold Color

Codice  
Code

C-S1D30A-WARMN-P2NE

C-S1D30A-WARMC-P2NE

C-S1D30A-COLDN-P2NE

C-S1D30A-COLDC-P2NE

C-S1D30A-WARMN-P2WE

C-S1D30A-WARMC-P2WE

C-S1D30A-COLDN-P2WE

C-S1D30A-COLDC-P2WE

C-S1D30A-WARMN-D2NE

C-S1D30A-WARMC-D2NE

C-S1D30A-COLDN-D2NE

C-S1D30A-COLDC-D2NE

C-S1D30A-WARMN-D2WE

C-S1D30A-WARMC-D2WE

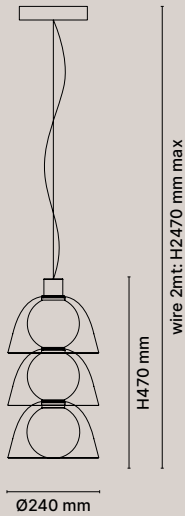
C-S1D30A-COLDN-D2WE

C-S1D30A-COLDC-D2WE



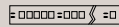
# GEMS, Francesca Lanzavecchia

C-S2D30B  
SHORT 2 D30 B SUSPENSION

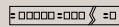


Peso / Weight: 4,3 kg

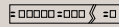
Dettagli  
Details



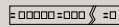
9W + 5W  
1342lm (Warm Neutral)  
1097lm (Warm Color)  
1097lm (Cold Neutral)  
1097lm (Cold Color)  
3000K  
Dimmable DALI  
Cavo / Wire RAL 9005  
IP20



9W + 5W  
1287lm (Warm Neutral)  
1052lm (Warm Color)  
1052lm (Cold Neutral)  
1052lm (Cold Color)  
2700K  
Dimmable DALI  
Cavo / Wire RAL 9005  
IP20



9W + 5W  
1342lm (Warm Neutral)  
1097lm (Warm Color)  
1097lm (Cold Neutral)  
1097lm (Cold Color)  
3000K  
Dimmable 0-10V  
Cavo / Wire RAL 9005  
IP20



9W + 5W  
1287lm (Warm Neutral)  
1052lm (Warm Color)  
1052lm (Cold Neutral)  
1052lm (Cold Color)  
2700K  
Dimmable 0-10V  
Cavo / Wire RAL 9005  
IP20



Struttura vetro  
Glass structure



Bianco acidato /  
Acid-etched  
white



Bianco acidato /  
Acid-etched  
white



Bianco acidato /  
Acid-etched  
white



Bianco acidato /  
Acid-etched  
white

Diffusore vetro  
Glass shade



Neutro caldo / Warm Neutral



Colore caldo / Warm Color



Neutro freddo / Cold Neutral



Colore freddo / Cold Color



Neutro caldo / Warm Neutral



Colore caldo / Warm Color



Neutro freddo / Cold Neutral



Colore freddo / Cold Color



Neutro caldo / Warm Neutral



Colore caldo / Warm Color



Neutro freddo / Cold Neutral



Colore freddo / Cold Color



Neutro caldo / Warm Neutral



Colore caldo / Warm Color



Neutro freddo / Cold Neutral



Colore freddo / Cold Color

Codice  
Code

C-S2D30B-WARMN-P2NE

C-S2D30B-WARMC-P2NE

C-S2D30B-COLDN-P2NE

C-S2D30B-COLDC-P2NE

C-S2D30B-WARMN-P2WE

C-S2D30B-WARMC-P2WE

C-S2D30B-COLDN-P2WE

C-S2D30B-COLDC-P2WE

C-S2D30B-WARMN-D2NE

C-S2D30B-WARMC-D2NE

C-S2D30B-COLDN-D2NE

C-S2D30B-COLDC-D2NE

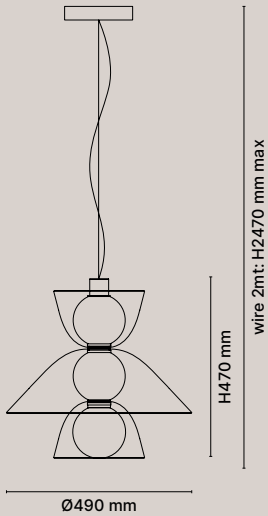
C-S2D30B-WARMN-D2WE

C-S2D30B-WARMC-D2WE

C-S2D30B-COLDN-D2WE

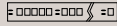
C-S2D30B-COLDC-D2WE

C-S2D50B  
SHORT 2 D50 B SUSPENSION



Peso / Weight: 4,8 kg

Dettagli  
Details



9W + 5W  
1334lm (Warm Neutral)  
1067lm (Warm Color)  
1067lm (Cold Neutral)  
1067lm (Cold Color)  
3000K  
Dimmable DALI  
Cavo / Wire RAL 9005  
IP20



Struttura vetro  
Glass structure



Bianco acidato /  
Acid-etched  
white

Diffusore vetro  
Glass shade



Neutro caldo / Warm Neutral



Colore caldo / Warm Color



Neutro freddo / Cold Neutral



Colore freddo / Cold Color

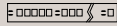
Codice  
Code

C-S2D50B-WARMN-P2NE

C-S2D50B-WARMC-P2NE

C-S2D50B-COLDN-P2NE

C-S2D50B-COLDC-P2NE



9W + 5W  
1279lm (Warm Neutral)  
1023lm (Warm Color)  
1023lm (Cold Neutral)  
1023lm (Cold Color)  
2700K  
Dimmable DALI  
Cavo / Wire RAL 9005  
IP20



Bianco acidato /  
Acid-etched  
white



Neutro caldo / Warm Neutral



Colore caldo / Warm Color



Neutro freddo / Cold Neutral




Colore freddo / Cold Color

C-S2D50B-WARMN-P2WE

C-S2D50B-WARMC-P2WE

C-S2D50B-COLDN-P2WE

C-S2D50B-COLDC-P2WE



9W + 5W  
1334lm (Warm Neutral)  
1067lm (Warm Color)  
1067lm (Cold Neutral)  
1067lm (Cold Color)  
3000K  
Dimmable 0-10V  
Cavo / Wire RAL 9005  
IP20



Bianco acidato /  
Acid-etched  
white



Neutro caldo / Warm Neutral



Colore caldo / Warm Color



Neutro freddo / Cold Neutral



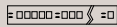
Colore freddo / Cold Color

C-S2D50B-WARMN-D2NE

C-S2D50B-WARMC-D2NE

C-S2D50B-COLDN-D2NE

C-S2D50B-COLDC-D2NE



9W + 5W  
1279lm (Warm Neutral)  
1023lm (Warm Color)  
1023lm (Cold Neutral)  
1023lm (Cold Color)  
2700K  
Dimmable 0-10V  
Cavo / Wire RAL 9005  
IP20



Bianco acidato /  
Acid-etched  
white



Neutro caldo / Warm Neutral



Colore caldo / Warm Color



Neutro freddo / Cold Neutral



Colore freddo / Cold Color

C-S2D50B-WARMN-D2WE

C-S2D50B-WARMC-D2WE

C-S2D50B-COLDN-D2WE

C-S2D50B-COLDC-D2WE

# GLIFO, Valerio Sommella & Anonima Luci

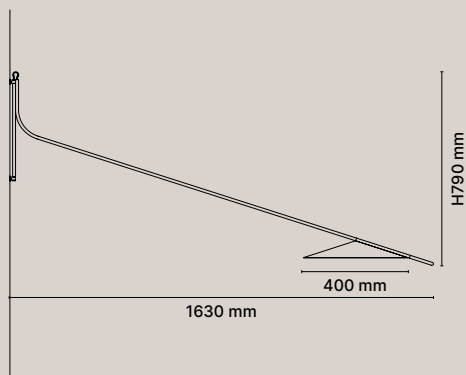
1908-33  
LARGE CABLE WALL

Dettagli  
Details

Maniglia legno  
Wood handle

Struttura metallo  
Metal Structure

Codice  
Code



14W - 1180lm  
3000K  
On-Off  
Cavo / Wire RAL 9005  
IP20



● Ebano /  
Ebony

● Nero opaco /  
Matt black

1908-33-11L8-NXNE



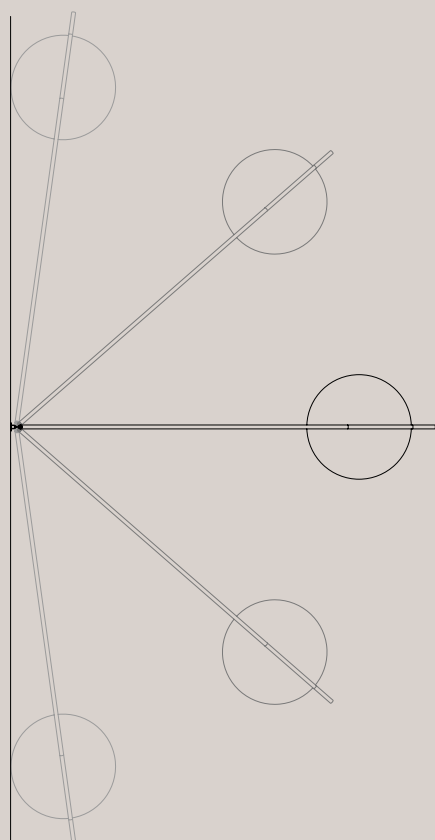
14W - 1180lm  
2700K  
On-Off  
Cavo / Wire RAL 9005  
IP20



● Ebano /  
Ebony

● Nero opaco /  
Matt black

1908-33-11L8-NXWE



14W - 1180lm  
3000K  
Dimmer touch  
Cavo / Wire RAL 9005  
IP20



● Ebano /  
Ebony

● Nero opaco /  
Matt black

1908-33-11L8-DXNE



14W - 1180lm  
2700K  
Dimmer touch  
Cavo / Wire RAL 9005  
IP20



● Ebano /  
Ebony

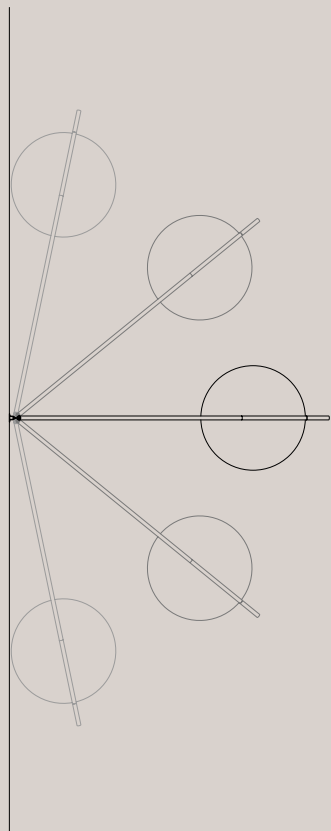
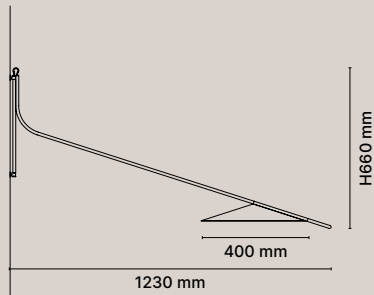
● Nero opaco /  
Matt black

1908-33-11L8-DXWE

Peso / Weight: 2,6 kg

Lunghezza cavo / Cable length on-off 2500 mm  
Lunghezza cavo / Cable length dimmer touch 1800 mm

1908-31  
MEDIUM CABLE WALL




Dettagli  
Details

Maniglia legno  
Wood handle

Struttura metallo  
Metal Structure

Codice  
Code


  
14W - 1180lm  
3000K  
On-Off  
Cavo / Wire RAL 9005  
IP20  
  


 Ebano /  
Ebony

 Nero opaco /  
Matt black

1908-31-11L8-NXNE


  
14W - 1180lm  
2700K  
On-Off  
Cavo / Wire RAL 9005  
IP20  
  


 Ebano /  
Ebony

 Nero opaco /  
Matt black

1908-31-11L8-NXWE


  
14W - 1180lm  
3000K  
Dimmer touch  
Cavo / Wire RAL 9005  
IP20  
  


 Ebano /  
Ebony

 Nero opaco /  
Matt black

1908-31-11L8-DXNE

  
14W - 1180lm  
2700K  
Dimmer touch  
Cavo / Wire RAL 9005  
IP20  
  

 Ebano /  
Ebony

 Nero opaco /  
Matt black

1908-31-11L8-DXWE

Peso / Weight: 2,3 kg

Lunghezza cavo / Cable length on-off 2500 mm  
Lunghezza cavo / Cable length dimmer touch 1800 mm



# GLIFO, Valerio Sommella & Anonima Luci

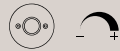
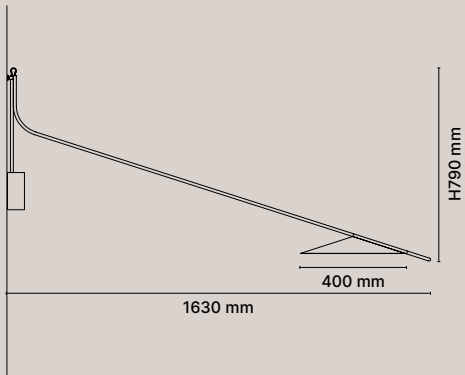
1908-34  
LARGE BOX WALL

Dettagli  
Details

Maniglia legno  
Wood handle

Struttura metallo  
Metal Structure

Codice  
Code



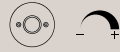
14W - 1180lm  
3000K  
Dimmer touch  
IP20



● Ebano /  
Ebony

● Nero opaco /  
Matt black

1908-34-11L8-DXNE



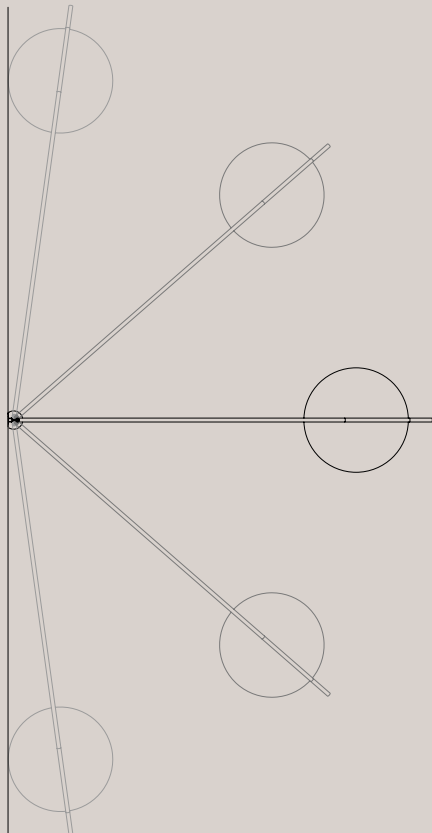
14W - 1180lm  
2700K  
Dimmer touch  
IP20



● Ebano /  
Ebony

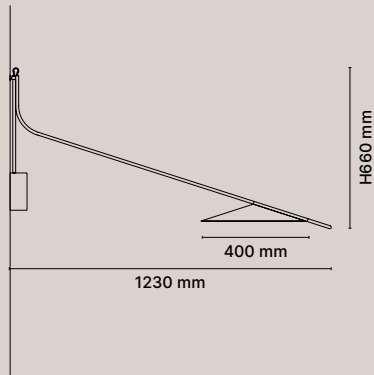
● Nero opaco /  
Matt black

1908-34-11L8-DXWE

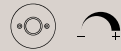


Peso / Weight: 2,6 kg

1908-32  
MEDIUM BOX WALL



Dettagli  
Details



14W - 1180lm  
3000K  
Dimmer touch  
IP20



Maniglia legno  
Wood handle

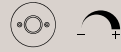
● Ebano /  
Ebony

Struttura metallo  
Metal Structure

● Nero opaco /  
Matt black

Codice  
Code

1908-32-11L8-DXNE



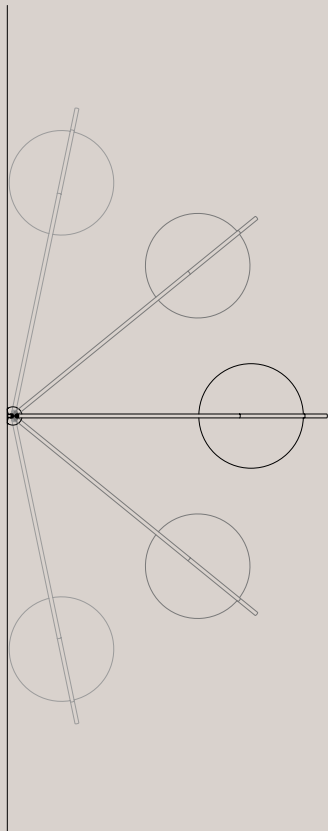
14W - 1180lm  
2700K  
Dimmer touch  
IP20



● Ebano /  
Ebony

● Nero opaco /  
Matt black

1908-32-11L8-DXWE



Peso / Weight: 2,3 kg

# GLIFO, Valerio Sommella & Anonima Luci

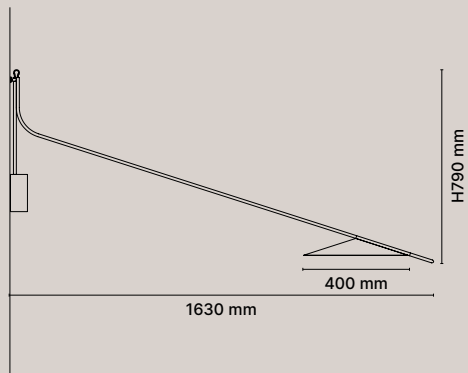
1908-36  
LARGE DIMMABLE WALL

Dettagli  
Details

Maniglia legno  
Wood handle

Struttura metallo  
Metal Structure

Codice  
Code



14W - 1180lm  
3000K  
Dimmable DALI  
IP20



Ebano /  
Ebony



Nero opaco /  
Matt black

1908-36-11L8-PXNE



14W - 1180lm  
2700K  
Dimmable DALI  
IP20

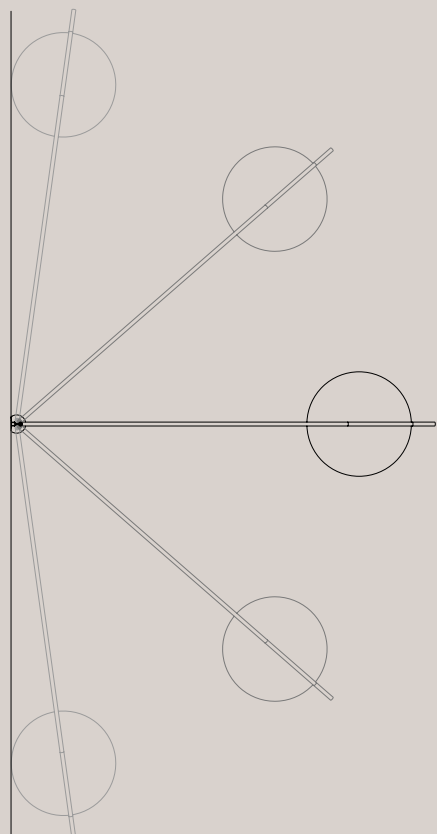


Ebano /  
Ebony



Nero opaco /  
Matt black

1908-36-11L8-PXWE



14W - 1180lm  
3000K  
Dimmable 0-10V  
IP20



Ebano /  
Ebony



Nero opaco /  
Matt black

1908-36-11L8-DXNE



14W - 1180lm  
2700K  
Dimmable 0-10V  
IP20



Ebano /  
Ebony

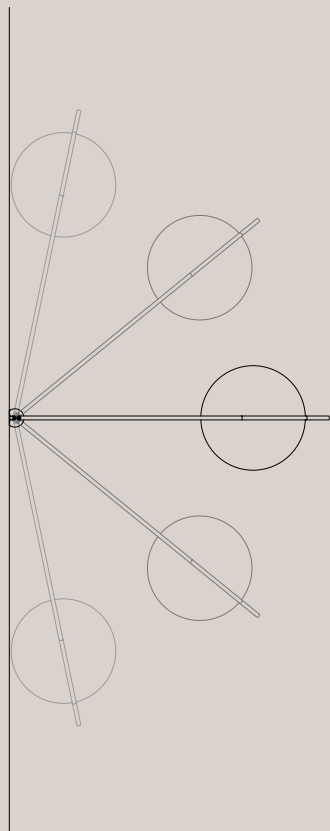
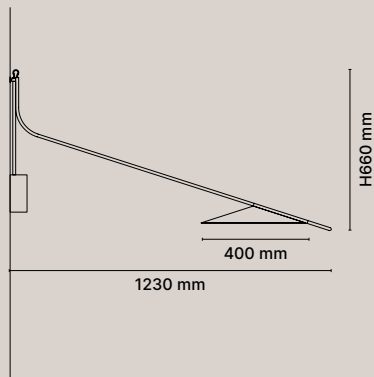


Nero opaco /  
Matt black

1908-36-11L8-DXWE

Peso / Weight: 2,6 kg

1908-35  
MEDIUM DIMMABLE WALL



Dettagli  
Details



14W - 1180lm  
3000K  
Dimmable DALI  
IP20



14W - 1180lm  
2700K  
Dimmable DALI  
IP20



14W - 1180lm  
3000K  
Dimmable 0-10V  
IP20



14W - 1180lm  
2700K  
Dimmable 0-10V  
IP20



Maniglia legno  
Wood handle



Ebano /  
Ebony



Ebano /  
Ebony



Ebano /  
Ebony



Ebano /  
Ebony

Struttura metallo  
Metal Structure



Nero opaco /  
Matt black



Nero opaco /  
Matt black



Nero opaco /  
Matt black



Nero opaco /  
Matt black

Codice  
Code

1908-35-11L8-PXNE

1908-35-11L8-PXWE

1908-35-11L8-DXNE

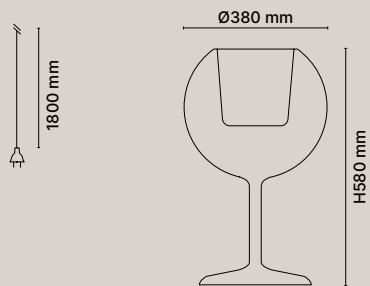
1908-35-11L8-DXWE

Peso / Weight: 2,3 kg



# GLO, Carlo Colombo

## 0811-03 LARGE TABLE



Peso / Weight: 3,4 kg

### Dettagli Details



1x 13W  
E27 LED  
Dimmer on cable  
Cavo / Wire RAL 9005  
IP20



### Struttura vetro Glass structure

	Bronzo specchiato / Mirroring bronze	0811-03-2421-DXBE
	Verde specchiato / Mirroring green	0811-03-2418-DXBE
	Oro rosa specchiato / Mirroring rose gold	0811-03-2417-DXBE
	Oro specchiato / Mirroring gold	0811-03-2416-DXBE
	Nero specchiato / Mirroring black	0811-03-2415-DXBE
	Argento specchiato / Mirroring silver	0811-03-2413-DXBE
	4ever specchiato / Mirroring 4ever	0811-03-2411-DXBE
	Trasparente / Transparent	0811-03-2401-DXBE


### Accessori Accessories

Lampadina / Bulb LED E27 - 2700K

### Codice Code

RIC.000088

## 0811-01 MEDIUM TABLE



Peso / Weight: 1,6 kg

### Dettagli Details



1x 6W  
E14 LED  
Cavo / Wire RAL 9005  
IP20



### Struttura vetro Glass structure

	Bronzo specchiato / Mirroring bronze	0811-01-2421-NXBE
	Verde specchiato / Mirroring green	0811-01-2418-NXBE
	Oro rosa specchiato / Mirroring rose gold	0811-01-2417-NXBE
	Oro specchiato / Mirroring gold	0811-01-2416-NXBE
	Nero specchiato / Mirroring black	0811-01-2415-NXBE
	Argento specchiato / Mirroring silver	0811-01-2413-NXBE
	4ever specchiato / Mirroring 4ever	0811-01-2411-NXBE
	Trasparente / Transparent	0811-01-2401-NXBE

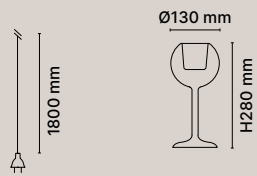
### Accessori Accessories

Lampadina / Bulb LED E14 - 2700K

### Codice Code

RIC.000087

0811-00  
MINI TABLE



Peso / Weight: 0,5 kg

Dettagli  
Details

1x 4W  
G9 LED  
Cavo / Wire RAL 9005  
IP20



Struttura vetro  
Glass structure

- Bronzo specchiato / Mirroring bronze 0811-00-2421-NXBE
- Verde specchiato / Mirroring green 0811-00-2418-NXBE
- Oro rosa specchiato / Mirroring rose gold 0811-00-2417-NXBE
- Oro specchiato / Mirroring gold 0811-00-2416-NXBE
- Nero specchiato / Mirroring black 0811-00-2415-NXBE
- Argento specchiato / Mirroring silver 0811-00-2413-NXBE
- 4ever specchiato / Mirroring 4ever 0811-00-2411-NXBE
- Trasparente / Transparent 0811-00-2401-NXBE

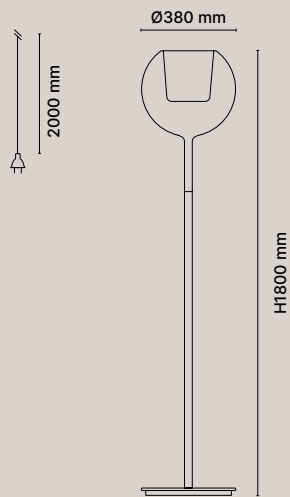
Accessori  
Accessories

Lampadina / Bulb LED G9 - 2700K

Codice  
Code

RIC.000086


0811-11  
FLOOR



Peso / Weight: 14,5 kg

Dettagli  
Details

1x 13W  
E27 LED  
Dimmer on cable  
Cavo / Wire RAL 9005  
IP20



Struttura metallo  
Metal structure

- Cromo lucido / Glossy chrome 0811-11-2413-DXBE
- Trasparente / Transparent 0811-11-2401-DXBE
- Oro lucido / Glossy gold 0811-11-0716-DXBE
- 4ever specchiato / Mirroring 4ever 0811-11-0711-DXBE
- Nero opaco / Matt black 0811-11-1115-DXBE

Diffusore vetro  
Glass shade

- Argento specchiato / Mirroring silver 0811-11-2413-DXBE
- Trasparente / Transparent 0811-11-2401-DXBE
- Oro specchiato / Mirroring gold 0811-11-0716-DXBE
- 4ever specchiato / Mirroring 4ever 0811-11-0711-DXBE
- Nero specchiato / Mirroring black 0811-11-1115-DXBE

Accessori  
Accessories

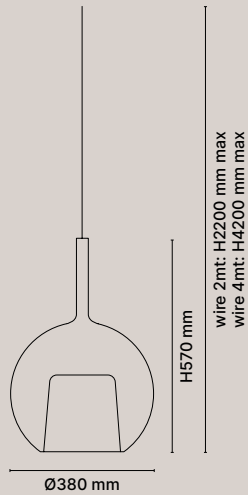
Lampadina / Bulb LED E27 - 2700K

Codice  
Code

RIC.000088

Peso / Weight: 0,5 kg

## 0811-23 LARGE SUSPENSION



Peso / Weight: 3,4 kg

### Dettagli Details



1x 13W  
E27 LED  
Cavo / Wire RAL 7013  
IP20



### Diffusore vetro Glass shade

Color	Material / Description	Cavo Wire	Codice Code
●	Bronzo specchiato / Mirroring bronze	4 mt	0811-23-2421-N4BE
●	Verde specchiato / Mirroring green	2 mt	0811-23-2421-N2BE
●	Verde specchiato / Mirroring green	4 mt	0811-23-2418-N4BE
●	Oro rosa specchiato / Mirroring rose gold	2 mt	0811-23-2418-N2BE
●	Oro rosa specchiato / Mirroring rose gold	4 mt	0811-23-2417-N4BE
●	Oro specchiato / Mirroring gold	2 mt	0811-23-2417-N2BE
●	Oro specchiato / Mirroring gold	4 mt	0811-23-2416-N4BE
●	Nero specchiato / Mirroring black	2 mt	0811-23-2416-N2BE
●	Nero specchiato / Mirroring black	4 mt	0811-23-2415-N4BE
●	Argento specchiato / Mirroring silver	2 mt	0811-23-2415-N2BE
●	Argento specchiato / Mirroring silver	4 mt	0811-23-2413-N4BE
●	4ever specchiato / Mirroring 4ever	2 mt	0811-23-2413-N2BE
●	4ever specchiato / Mirroring 4ever	4 mt	0811-23-2411-N4BE
○	Trasparente / Transparent	2 mt	0811-23-2411-N2BE
○	Trasparente / Transparent	4 mt	0811-23-2401-N4BE
○	Trasparente / Transparent	2 mt	0811-23-2401-N2BE

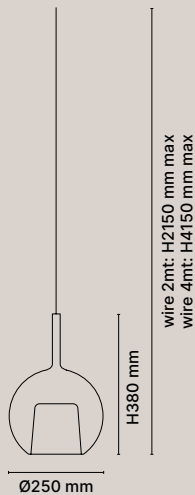
### Accessori Accessories

Lampadina / Bulb LED E27 - 2700K

### Codice Code

RIC.000088

## 0811-21 MEDIUM SUSPENSION



Peso / Weight: 1,6 kg

### Dettagli Details



1x 6W  
E14 LED  
Cavo / Wire RAL 7013  
IP20



### Diffusore vetro Glass shade

Color	Material / Description	Cavo Wire	Codice Code
●	Bronzo specchiato / Mirroring bronze	4 mt	0811-21-2421-N4BE
●	Bronzo specchiato / Mirroring bronze	2 mt	0811-21-2421-N2BE
●	Verde specchiato / Mirroring green	4 mt	0811-21-2418-N4BE
●	Oro rosa specchiato / Mirroring rose gold	2 mt	0811-21-2418-N2BE
●	Oro rosa specchiato / Mirroring rose gold	4 mt	0811-21-2417-N4BE
●	Oro specchiato / Mirroring gold	2 mt	0811-21-2417-N2BE
●	Oro specchiato / Mirroring gold	4 mt	0811-21-2416-N4BE
●	Nero specchiato / Mirroring black	2 mt	0811-21-2416-N2BE
●	Nero specchiato / Mirroring black	4 mt	0811-21-2415-N4BE
●	Argento specchiato / Mirroring silver	2 mt	0811-21-2415-N2BE
●	Argento specchiato / Mirroring silver	4 mt	0811-21-2413-N4BE
●	4ever specchiato / Mirroring 4ever	2 mt	0811-21-2413-N2BE
●	4ever specchiato / Mirroring 4ever	4 mt	0811-21-2411-N4BE
○	Trasparente / Transparent	2 mt	0811-21-2411-N2BE
○	Trasparente / Transparent	4 mt	0811-21-2401-N4BE
○	Trasparente / Transparent	2 mt	0811-21-2401-N2BE


### Accessori Accessories

Lampadina / Bulb LED E14 - 2700K

### Codice Code

RIC.000087

0811-20  
MINI SUSPENSION



Peso / Weight: 0,5 kg

Dettagli  
Details



1x 4W  
G9 LED  
Cavo / Wire RAL 7013  
IP20



Diffusore vetro  
Glass shade

- Bronzo specchiato / Mirroring bronze
- Verde specchiato / Mirroring green
- Oro rosa specchiato / Mirroring rose gold
- Oro specchiato / Mirroring gold
- Nero specchiato / Mirroring black
- Argento specchiato / Mirroring silver
- 4ever specchiato / Mirroring 4ever
- Trasparente / Transparent

Cavo  
Wire

4 mt  
2 mt  
4 mt  
2 mt  
4 mt  
2 mt  
4 mt  
2 mt  
4 mt  
2 mt  
4 mt  
2 mt

Codice  
Code

0811-20-2421-N4BE  
0811-20-2421-N2BE  
0811-20-2418-N4BE  
0811-20-2418-N2BE  
0811-20-2417-N4BE  
0811-20-2417-N2BE  
0811-20-2416-N4BE  
0811-20-2416-N2BE  
0811-20-2415-N4BE  
0811-20-2415-N2BE  
0811-20-2413-N4BE  
0811-20-2413-N2BE  
0811-20-2411-N4BE  
0811-20-2411-N2BE  
0811-20-2401-N4BE  
0811-20-2401-N2BE

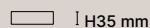
Accessori  
Accessories

Lampadina / Bulb LED G9 - 2700K

Codice  
Code

RIC.000086

0811-92  
CANOPY TYPE A



Peso / Weight: 1 kg

Dettagli  
Details

On-off



Dimmable DALI



Struttura metallo  
Metal structure

- Titanio opaco / Matt titanium
- Bianco opaco / Matt white
- Nero opaco / Matt black

Codice  
Code

0811-92-1800-NXBE  
0811-92-0100-NXBE  
0811-92-1100-NXBE

0811-93  
CANOPY TYPE A RECESSED



Peso / Weight: 0,5 kg

Dettagli  
Details



Struttura metallo  
Metal structure

- Bianco opaco / Matt white

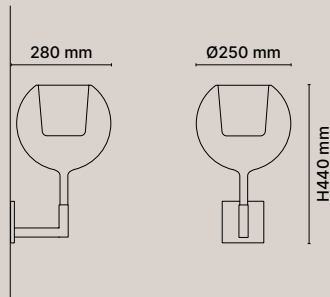
Codice  
Code

0811-93-0100-NXBE



# GLO, Carlo Colombo

0811-31  
MEDIUM WALL



Peso / Weight: 2,0 kg


Dettagli  
Details



1x 6W  
E14 LED  
IP20



Struttura metallo  
Metal structure

 Oro opaco /  
Matt gold

Diffusore vetro  
Glass shade

 Bronzo specchiato /  
Mirroring bronze

 Verde specchiato /  
Mirroring green

 Oro rosa specchiato /  
Mirroring rose gold

 Oro specchiato /  
Mirroring gold

 Nero specchiato /  
Mirroring black

 Argento specchiato /  
Mirroring silver

 4ever specchiato /  
Mirroring 4ever

 Trasparente /  
Transparent

Codice  
Code

0811-31-0621-NXBE

0811-31-0618-NXBE

0811-31-0617-NXBE


0811-31-0616-NXBE

0811-31-0615-NXBE

0811-31-0613-NXBE

0811-31-0611-NXBE

0811-31-0601-NXBE

 Nero opaco /  
Matt black

 Bronzo specchiato /  
Mirroring bronze

 Verde specchiato /  
Mirroring green

 Oro rosa specchiato /  
Mirroring rose gold

 Oro specchiato /  
Mirroring gold

 Nero specchiato /  
Mirroring black

 Argento specchiato /  
Mirroring silver

 4ever specchiato /  
Mirroring 4ever

 Trasparente /  
Transparent

0811-31-1121-NXBE

0811-31-1118-NXBE

0811-31-1117-NXBE

0811-31-1116-NXBE

0811-31-1115-NXBE

0811-31-1113-NXBE

0811-31-1111-NXBE

0811-31-1101-NXBE

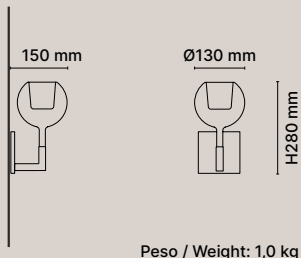
Accessori  
Accessories

Codice  
Code

Lampadina / Bulb LED E14 - 2700K

RIC.000087

0811-30  
MINI WALL




Dettagli  
Details

  
 1× 4W  
 G9 LED  
 IP20  




Struttura metallo  
Metal structure


 Oro opaco /  
 Matt gold

Diffusore vetro  
Glass shade

 Bronzo specchiato /  
 Mirroring bronze  
 Verde specchiato /  
 Mirroring green  
 Oro rosa specchiato /  
 Mirroring rose gold  
 Oro specchiato /  
 Mirroring gold  
 Nero specchiato /  
 Mirroring black  
 Argento specchiato /  
 Mirroring silver  
 4ever specchiato /  
 Mirroring 4ever  
 Trasparente /  
 Transparent

Codice  
Code

0811-30-0621-NXBE  
 0811-30-0618-NXBE  
 0811-30-0617-NXBE  
 0811-30-0616-NXBE  
 0811-30-0615-NXBE  
 0811-30-0613-NXBE  
 0811-30-0611-NXBE  
 0811-30-0601-NXBE

 Nero opaco /  
 Matt black

 Bronzo specchiato /  
 Mirroring bronze  
 Verde specchiato /  
 Mirroring green  
 Oro rosa specchiato /  
 Mirroring rose gold  
 Oro specchiato /  
 Mirroring gold  
 Nero specchiato /  
 Mirroring black  
 Argento specchiato /  
 Mirroring silver  
 4ever specchiato /  
 Mirroring 4ever  
 Trasparente /  
 Transparent

0811-30-1121-NXBE  
 0811-30-1118-NXBE  
 0811-30-1117-NXBE  
 0811-30-1116-NXBE  
 0811-30-1115-NXBE  
 0811-30-1113-NXBE  
 0811-30-1111-NXBE  
 0811-30-1101-NXBE

Accessori  
Accessories

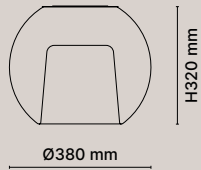
Lampadina / Bulb LED G9 - 2700K

Codice  
Code

RIC.000086

# GLO, Carlo Colombo

## 0811-43 LARGE CEILING - WALL



Peso / Weight: 3,4 kg

### Dettagli Details



1x 13W  
E27 LED  
IP20



### Struttura metallo Metal structure



Cromo lucido e  
bianco opaco /  
Glossy chrome and  
matt white



Bronzo opaco /  
Matt bronze

### Diffusore vetro Glass shade



Trasparente /  
Transparent



Bronzo specchiato /  
Mirroring bronze



Verde specchiato /  
Mirroring green



Oro rosa specchiato /  
Mirroring rose gold



Oro specchiato /  
Mirroring gold



Nero specchiato /  
Mirroring black



Argento specchiato /  
Mirroring silver



4ever specchiato /  
Mirroring 4ever

### Codice Code

0811-43-2401-NXBE

0811-43-1621-NXBE

0811-43-1618-NXBE

0811-43-1617-NXBE

0811-43-1616-NXBE

0811-43-1615-NXBE

0811-43-1613-NXBE

0811-43-1611-NXBE

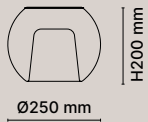
### Accessori Accessories

Lampadina / Bulb LED E27 - 2700K

### Codice Code

RIC.000088

## 0811-41 MEDIUM CEILING - WALL



Peso / Weight: 1,6 kg

### Dettagli Details



1x 6W  
E14 LED  
IP20



### Struttura metallo Metal structure



Cromo lucido e  
bianco opaco /  
Glossy chrome and  
matt white



Bronzo opaco /  
Matt bronze

### Diffusore vetro Glass shade



Trasparente /  
Transparent



Bronzo specchiato /  
Mirroring bronze



Verde specchiato /  
Mirroring green



Oro rosa specchiato /  
Mirroring rose gold



Oro specchiato /  
Mirroring gold



Nero specchiato /  
Mirroring black



Argento specchiato /  
Mirroring silver



4ever specchiato /  
Mirroring 4ever

### Codice Code

0811-41-2401-NXBE

0811-41-1621-NXBE

0811-41-1618-NXBE

0811-41-1617-NXBE

0811-41-1616-NXBE

0811-41-1615-NXBE

0811-41-1613-NXBE

0811-41-1611-NXBE

### Accessori Accessories

Lampadina / Bulb LED E14 - 2700K

### Codice Code

RIC.000087

0811-40  
MINI CEILING - WALL



Peso / Weight: 0,5 kg

Dettagli  
Details




1x 4W  
G9 LED  
IP20





Struttura metallo  
Metal structure


 Bianco opaco /  
Matt white


 Bronzo opaco /  
Matt bronze


Diffusore vetro  
Glass shade


 Trasparente /  
Transparent


 Bronzo specchiato /  
Mirroring bronze


 Verde specchiato /  
Mirroring green

 Oro rosa specchiato /  
Mirroring rose gold

 Oro specchiato /  
Mirroring gold

 Nero specchiato /  
Mirroring black

 Argento specchiato /  
Mirroring silver

 4ever specchiato /  
Mirroring 4ever

Codice  
Code

0811-40-0101-NXBE

0811-40-1621-NXBE

0811-40-1618-NXBE

0811-40-1617-NXBE

0811-40-1616-NXBE

0811-40-1615-NXBE

0811-40-1613-NXBE

0811-40-1611-NXBE

Accessori  
Accessories

Lampadina / Bulb LED G9 - 2700K

Codice  
Code

RIC.000086



# GLO MAXI, Carlo Colombo

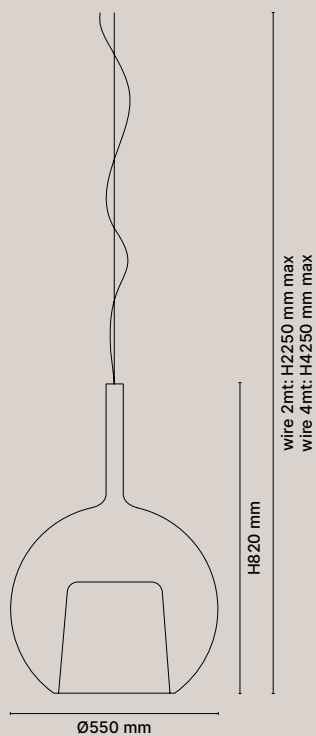
0811-24  
SUSPENSION

Dettagli  
Details

Diffusore vetro  
Glass shade

Cavo  
Wire

Codice  
Code



1x 20W  
E27 LED  
Cavo / Wire RAL 7013  
IP20  
Lampadina inclusa /  
Light bulb included



● Bronzo specchiato / Mirroring bronze	4 mt	0811-24-2421-N4BE
	2 mt	0811-24-2421-N2BE
● Verde specchiato / Mirroring green	4 mt	0811-24-2418-N4BE
	2 mt	0811-24-2418-N2BE
● Oro rosa specchiato / Mirroring rose gold	4 mt	0811-24-2417-N4BE
	2 mt	0811-24-2417-N2BE
● Oro specchiato / Mirroring gold	4 mt	0811-24-2416-N4BE
	2 mt	0811-24-2416-N2BE
● Nero specchiato / Mirroring black	4 mt	0811-24-2415-N4BE
	2 mt	0811-24-2415-N2BE
● Argento specchiato / Mirroring silver	4 mt	0811-24-2413-N4BE
	2 mt	0811-24-2413-N2BE
● 4ever specchiato / Mirroring 4ever	4 mt	0811-24-2411-N4BE
	2 mt	0811-24-2411-N2BE
○ Trasparente / Transparent	4 mt	0811-24-2401-N4BE
	2 mt	0811-24-2401-N2BE

Accessori  
Accessories


Codice  
Code

Lampadina / Bulb LED E27 GLOBO - 2700K

RIC.000090

Peso / Weight: 6,5 kg

0811-94  
CANOPY TYPE D

 H35 mm

  
Ø113 mm

Peso / Weight: 1 kg

Dettagli  
Details


On-off





Dimmable DALI





Struttura metallo  
Metal structure


 Titanio opaco / Matt titanium

 Bianco opaco / Matt white

 Nero opaco / Matt black

 Titanio opaco / Matt titanium

 Bianco opaco / Matt white

 Nero opaco / Matt black

Codice  
Code

0811-94-1800-NXBE

0811-94-0100-NXBE

0811-94-1100-NXBE

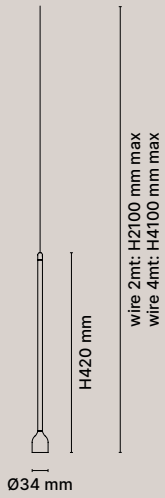
0811-94-1800-PXBE

0811-94-0100-PXBE

0811-94-1100-PXBE

# HAIL, Bartoli Design

2304-20  
SUSPENSION



Peso / Weight: 0,190 kg

Dettagli  
Details



4W - 169lm  
3000K  
Cavo / Wire RAL 9005  
IP20



4W - 152lm  
2700K  
Cavo / Wire RAL 9005  
IP20



Struttura metallo  
Metal structure



Bronzo opaco / Matt bronze



Nero opaco / Matt black



Oro opaco / Matt gold

Cavo  
Wire

4 mt  
2 mt  
4 mt  
2 mt  
4 mt  
2 mt


Codice  
Code

2304-20-1611-N4NE  
2304-20-1611-N2NE  
2304-20-1111-N4NE  
2304-20-1111-N2NE  
2304-20-0611-N4NE  
2304-20-0611-N2NE

4 mt  
2 mt  
4 mt  
2 mt  
4 mt  
2 mt

2304-20-1611-N4WE  
2304-20-1611-N2WE  
2304-20-1111-N4WE  
2304-20-1111-N2WE  
2304-20-0611-N4WE  
2304-20-0611-N2WE

1704-90  
CANOPY TYPE B


 H35 mm



  
Ø113 mm



Peso / Weight: 1 kg

Dettagli  
Details




On-off  
 




Dimmable 0-10V  
 




Dimmable DALI  
 




Dimmable phase cut  
 

Struttura metallo  
Metal structure

-  Oro opaco / Matt gold
-  Bianco opaco / Matt white
-  Nero opaco / Matt black

-  Oro opaco / Matt gold
-  Bianco opaco / Matt white
-  Nero opaco / Matt black

-  Oro opaco / Matt gold
-  Bianco opaco / Matt white
-  Nero opaco / Matt black

-  Oro opaco / Matt gold
-  Bianco opaco / Matt white
-  Nero opaco / Matt black

Codice  
Code

1704-90-0600-NXLE  
1704-90-0100-NXLE  
1704-90-1100-NXLE

1704-90-0600-DXLE  
1704-90-0100-DXLE  
1704-90-1100-DXLE

1704-90-0600-PXLE  
1704-90-0100-PXLE  
1704-90-1100-PXLE



1704-90-0600-TXLE  
1704-90-0100-TXLE  
1704-90-1100-TXLE

1704-91  
CANOPY TYPE B RECESSED


  
Ø65 mm

Peso / Weight: 0,5 kg

Dettagli  
Details

Driver remoto non  
incluso / Remote driver  
not included  
 

Struttura metallo  
Metal structure

-  Bianco opaco / Matt white

Accessori  
Accessories

Driver 24V - Dimmable 0-10V  
Suitable for / Adatto per:  
• 1/5 Pendants / Pendenti

Driver 24V - Dimmable 0-10V  
Suitable for / Adatto per:  
• 6/13 Pendants / Pendenti

Driver 24V - Dimmable 0-10V  
Suitable for / Adatto per:  
• 14/19 Pendants / Pendenti

Codice  
Code

1704-91-0100-NXLE

RIC.000007

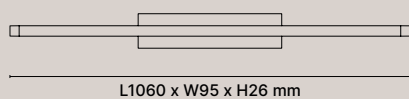
RIC.000008

RIC.000009



# HANG OUT, Brogliato Traverso

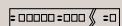
1906-33  
LARGE WALL



L1060 x W95 x H26 mm

Peso / Weight: 4,0 kg

Dettagli  
Details



65W  
Fino a / Up to  
1561lm (direct + indirect light)  
3000K  
Dimmable DALI  
IP20



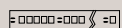
Struttura metallo  
Metal structure

- Nero opaco / Matt black
- Bianco opaco / Matt white

Codice  
Code

1906-33-1100-PXNE

1906-33-0100-PXNE



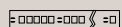
65W  
Fino a / Up to  
1561lm (direct + indirect light)  
2700K  
Dimmable DALI  
IP20



- Nero opaco / Matt black
- Bianco opaco / Matt white

1906-33-1100-PXWE

1906-33-0100-PXWE



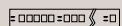
65W  
Fino a / Up to  
1561lm (direct + indirect light)  
3000K  
Dimmable 0-10V  
IP20



- Nero opaco / Matt black
- Bianco opaco / Matt white

1906-33-1100-DXNE

1906-33-0100-DXNE



65W  
Fino a / Up to  
1561lm (direct + indirect light)  
2700K  
Dimmable 0-10V  
IP20

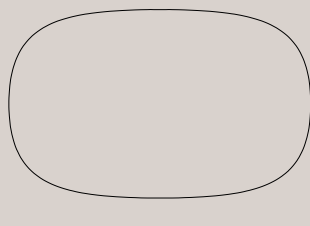


- Nero opaco / Matt black
- Bianco opaco / Matt white

1906-33-1100-DXWE

1906-33-0100-DXWE

1906-93  
LARGE OVAL HORIZONTAL PANEL



800 mm

500 mm

Finiture  
Finishes

- Legno frassino ingrigito / Greying ash wood
- Legno frassino sbiancato / Bleached ash wood
- MDF laccato opaco blu scuro / Matt laquered MDF Dark blue / RAL 5011
- MDF laccato azzurro / Matt laquered MDF Light blue / RAL 5024
- MDF laccato tortora / Matt laquered MDF Tortora / RAL 7006
- MDF laccato grigio / Matt laquered MDF Grey / RAL 7035
- MDF laccato giallo / Matt laquered MDF Yellow / RAL 1003
- MDF laccato rosso / Matt laquered MDF Red / RAL 3031

Codice  
Code

1906-93-L700

1906-93-L600

1906-93-4100

1906-93-3600


1906-93-3500

1906-93-3300

1906-93-3100

1906-93-1300



1906-90  
LARGE ROUND PANEL



Ø800 mm


Finiture  
Finishes

Codice  
Code

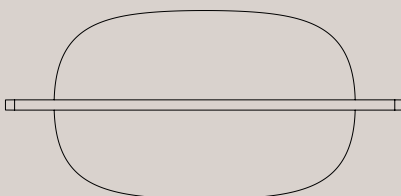
	Legno frassino ingrigito / Greying ash wood	1906-90-L700
	Legno frassino sbiancato / Bleached ash wood	1906-90-L600
	Tessuto acustico blu scuro / Acoustic fabric Dark blue	1906-90-H900
	Tessuto acustico azzurro / Acoustic fabric Light blue	1906-90-H600
	Tessuto acustico tortora / Acoustic fabric Tortora	1906-90-H500
	Tessuto acustico grigio chiaro / Acoustic fabric Light grey	1906-90-H300
	Tessuto acustico giallo / Acoustic fabric Yellow	1906-90-H000
	Tessuto acustico rosso / Acoustic fabric Red	1906-90-H200
	MDF laccato opaco blu scuro / Matt laquered MDF Dark blue / RAL 5011	1906-90-4100
	MDF laccato azzurro / Matt laquered MDF Light blue / RAL 5024	1906-90-3600
	MDF laccato tortora / Matt laquered MDF Tortora / RAL 7006	1906-90-3500
	MDF laccato grigio / Matt laquered MDF Grey / RAL 7035	1906-90-3300
	MDF laccato giallo / Matt laquered MDF Yellow / RAL 1003	1906-90-3100
	MDF laccato rosso / Matt laquered MDF Red / RAL 3031	1906-90-1300

COMPOSIZIONI / COMPOSITIONS

1906-33 + 1906-90




1906-33 + 1906-93



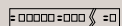
# HANG OUT, Brogliato Traverso

1906-31  
SMALL WALL



Peso / Weight: 3,0 kg

Dettagli  
Details



40W  
Fino a / Up to  
937lm (direct + indirect light)  
3000K  
Dimmable DALI  
IP20

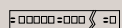


Struttura metallo  
Metal structure

Codice  
Code

● Nero opaco / Matt black 1906-31-1100-PXNE

● Bianco opaco / Matt white 1906-31-0100-PXNE

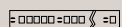


40W  
Fino a / Up to  
937lm (direct + indirect light)  
2700K  
Dimmable DALI  
IP20



● Nero opaco / Matt black 1906-31-1100-PXWE

● Bianco opaco / Matt white 1906-31-0100-PXWE

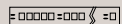


40W  
Fino a / Up to  
937lm (direct + indirect light)  
3000K  
Dimmable 0-10V  
IP20



● Nero opaco / Matt black 1906-31-1100-DXNE

● Bianco opaco / Matt white 1906-31-0100-DXNE




40W  
Fino a / Up to  
937lm (direct + indirect light)  
2700K  
Dimmable 0-10V  
IP20



● Nero opaco / Matt black 1906-31-1100-DXWE

● Bianco opaco / Matt white 1906-31-0100-DXWE

1906-91  
MEDIUM ROUND PANEL



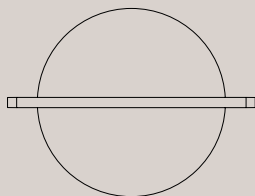
Finiture  
Finishes

Codice  
Code

	Legno frassino ingrigito / Greying ash wood	1906-91-L700
	Legno frassino sbiancato / Bleached ash wood	1906-91-L600
	MDF laccato opaco blu scuro / Matt laquered MDF Dark blue / RAL 5011	1906-91-4100
	MDF laccato azzurro / Matt laquered MDF Light blue / RAL 5024	1906-91-3600
	MDF laccato tortora / Matt laquered MDF Tortora / RAL 7006	1906-91-3500
	MDF laccato grigio / Matt laquered MDF Grey / RAL 7035	1906-91-3300
	MDF laccato giallo / Matt laquered MDF Yellow / RAL 1003	1906-91-3100
	MDF laccato rosso / Matt laquered MDF Red / RAL 3031	1906-91-1300

COMPOSIZIONE / COMPOSITION

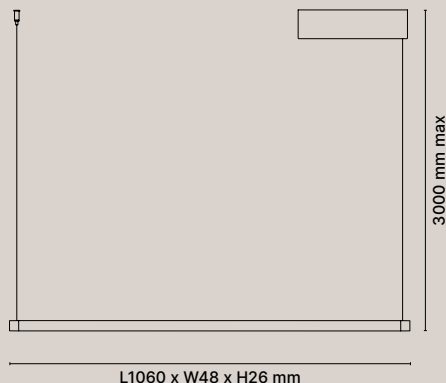
1906-31 + 1906-91





# HANG OUT, Brogliato Traverso

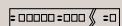
## 1906-20 SINGLE SUSPENSION



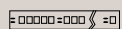
L1060 x W48 x H26 mm

Peso / Weight: 8,0 kg

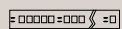
### Dettagli Details



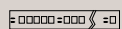
60W  
Fino a / Up to  
1561lm (direct + indirect light)  
3000K  
Dimmable DALI  
Cavo / Wire RAL 9005  
IP20



60W  
Fino a / Up to  
1561lm (direct + indirect light)  
2700K  
Dimmable DALI  
Cavo / Wire RAL 9005  
IP20



60W  
Fino a / Up to  
1561lm (direct + indirect light)  
3000K  
Dimmable 0-10V  
Cavo / Wire RAL 9005  
IP20



60W  
Fino a / Up to  
1561lm (direct + indirect light)  
2700K  
Dimmable 0-10V  
Cavo / Wire RAL 9005  
IP20



### Struttura metallo Metal structure

● Nero opaco / Matt black

● Bianco opaco / Matt white

### Codice Code

1906-20-1100-P3NE

1906-20-0100-P3NE

● Nero opaco / Matt black

● Bianco opaco / Matt white

1906-20-1100-P3WE

1906-20-0100-P3WE

● Nero opaco / Matt black

● Bianco opaco / Matt white

1906-20-1100-D3NE

1906-20-0100-D3NE

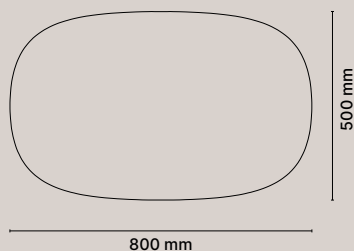
● Nero opaco / Matt black

● Bianco opaco / Matt white

1906-20-1100-D3WE

1906-20-0100-D3WE

## 1906-93 LARGE OVAL HORIZONTAL PANEL



800 mm

500 mm

### Finiture Finishes

● Legno frassino ingrigitto /  
Greying ash wood

● Legno frassino sbiancato /  
Bleached ash wood

● MDF laccato opaco blu scuro /  
Matt laquered MDF Dark blue / RAL 5011

● MDF laccato azzurro /  
Matt laquered MDF Light blue / RAL 5024

● MDF laccato tortora /  
Matt laquered MDF Tortora / RAL 7006

● MDF laccato grigio /  
Matt laquered MDF Grey / RAL 7035

● MDF laccato giallo /  
Matt laquered MDF Yellow / RAL 1003

● MDF laccato rosso /  
Matt laquered MDF Red / RAL 3031

### Codice Code

1906-93-L700

1906-93-L600

1906-93-4100

1906-93-3600

1906-93-3500

1906-93-3300


1906-93-3100

1906-93-1300

1906-90  
LARGE ROUND PANEL

Finiture  
Finishes

Codice  
Code

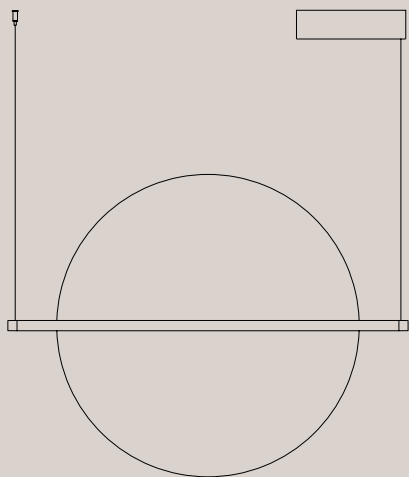


Ø800 mm

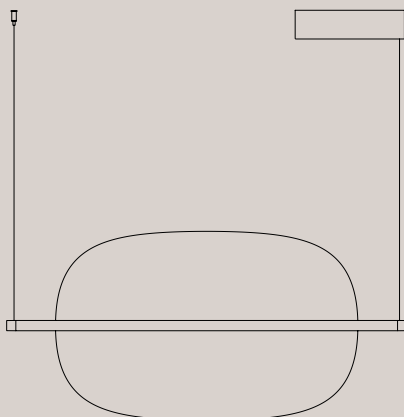
●	Legno frassino ingrigito / Greying ash wood	1906-90-L700
●	Legno frassino sbiancato / Bleached ash wood	1906-90-L600
●	Tessuto acustico blu scuro / Acoustic fabric Dark blue	1906-90-H900
●	Tessuto acustico azzurro / Acoustic fabric Light blue	1906-90-H600
●	Tessuto acustico tortora / Acoustic fabric Tortora	1906-90-H500
●	Tessuto acustico grigio chiaro / Acoustic fabric Light grey	1906-90-H300
●	Tessuto acustico giallo / Acoustic fabric Yellow	1906-90-H000
●	Tessuto acustico rosso / Acoustic fabric Red	1906-90-H200
●	MDF laccato opaco blu scuro / Matt laquered MDF Dark blue / RAL 5011	1906-90-4100
●	MDF laccato azzurro / Matt laquered MDF Light blue / RAL 5024	1906-90-3600
●	MDF laccato tortora / Matt laquered MDF Tortora / RAL 7006	1906-90-3500
●	MDF laccato grigio / Matt laquered MDF Grey / RAL 7035	1906-90-3300
●	MDF laccato giallo / Matt laquered MDF Yellow / RAL 1003	1906-90-3100
●	MDF laccato rosso / Matt laquered MDF Red / RAL 3031	1906-90-1300

COMPOSIZIONI / COMPOSITIONS

1906-20 + 1906-90

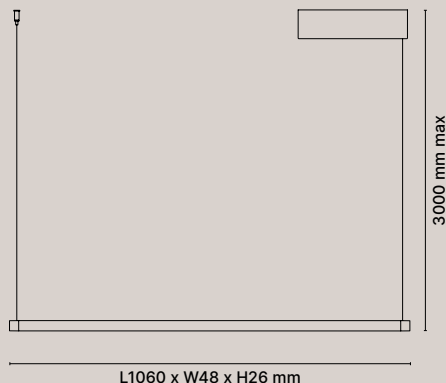


1906-20 + 1906-93



# HANG OUT, Brogliato Traverso

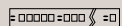
1906-21  
DOUBLE SUSPENSION



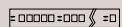
L1060 x W48 x H26 mm

Peso / Weight: 5,5 kg

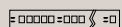
Dettagli  
Details



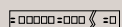
60W  
Fino a / Up to  
1561lm (direct + indirect light)  
3000K  
Dimmable DALI  
Cavo / Wire RAL 9005  
IP20



60W  
Fino a / Up to  
1561lm (direct + indirect light)  
2700K  
Dimmable DALI  
Cavo / Wire RAL 9005  
IP20



60W  
Fino a / Up to  
1561lm (direct + indirect light)  
3000K  
Dimmable 0-10V  
Cavo / Wire RAL 9005  
IP20



60W  
Fino a / Up to  
1561lm (direct + indirect light)  
2700K  
Dimmable 0-10V  
Cavo / Wire RAL 9005  
IP20



Struttura metallo  
Metal structure

Codice  
Code

● Nero opaco / Matt black 1906-21-1100-P3NE

● Bianco opaco / Matt white 1906-21-0100-P3NE

● Nero opaco / Matt black 1906-21-1100-P3WE

● Bianco opaco / Matt white 1906-21-0100-P3WE


● Nero opaco / Matt black 1906-21-1100-D3NE

● Bianco opaco / Matt white 1906-21-0100-D3NE

● Nero opaco / Matt black 1906-21-1100-D3WE

● Bianco opaco / Matt white 1906-21-0100-D3WE

1906-91  
MEDIUM ROUND PANEL




Ø500 mm

Finiture  
Finishes

Codice  
Code

- Legno frassino ingrigitto / Greying ash wood 1906-91-L700
- Legno frassino sbiancato / Bleached ash wood 1906-91-L600
- MDF laccato opaco blu scuro / Matt laquered MDF Dark blue / RAL 5011 1906-91-4100
- MDF laccato azzurro / Matt laquered MDF Light blue / RAL 5024 1906-91-3600
- MDF laccato tortora / Matt laquered MDF Tortora / RAL 7006 1906-91-3500
- MDF laccato grigio / Matt laquered MDF Grey / RAL 7035 1906-91-3300
- MDF laccato giallo / Matt laquered MDF Yellow / RAL 1003 1906-91-3100
- MDF laccato rosso / Matt laquered MDF Red / RAL 3031 1906-91-1300

1906-92  
SMALL ROUND PANEL

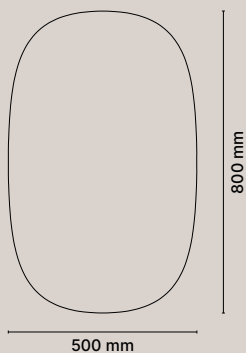


Finiture  
Finishes

Codice  
Code

●	Legno frassino ingrigito / Greying ash wood	1906-92-L700
●	Legno frassino sbiancato / Bleached ash wood	1906-92-L600
●	MDF laccato opaco blu scuro / Matt laquered MDF Dark blue / RAL 5011	1906-92-4100
●	MDF laccato azzurro / Matt laquered MDF Light blue / RAL 5024	1906-92-3600
●	MDF laccato tortora / Matt laquered MDF Tortora / RAL 7006	1906-92-3500
●	MDF laccato grigio / Matt laquered MDF Grey / RAL 7035	1906-92-3300
●	MDF laccato giallo / Matt laquered MDF Yellow / RAL 1003	1906-92-3100
●	MDF laccato rosso / Matt laquered MDF Red / RAL 3031	1906-92-1300

1906-95  
LARGE OVAL VERTICAL PANEL



Finiture  
Finishes

Codice  
Code

●	Legno frassino ingrigito / Greying ash wood	1906-95-L700
●	Legno frassino sbiancato / Bleached ash wood	1906-95-L600
●	Tessuto acustico blu scuro / Acoustic fabric Dark blue	1906-95-H900
●	Tessuto acustico azzurro / Acoustic fabric Light blue	1906-95-H600
●	Tessuto acustico tortora / Acoustic fabric Tortora	1906-95-H500
●	Tessuto acustico grigio chiaro / Acoustic fabric Light grey	1906-95-H300
●	Tessuto acustico giallo / Acoustic fabric Yellow	1906-95-H000
●	Tessuto acustico rosso / Acoustic fabric Red	1906-95-H200
●	MDF laccato opaco blu scuro / Matt laquered MDF Dark blue / RAL 5011	1906-95-4100
●	MDF laccato azzurro / Matt laquered MDF Light blue / RAL 5024	1906-95-3600
●	MDF laccato tortora / Matt laquered MDF Tortora / RAL 7006	1906-95-3500
●	MDF laccato grigio / Matt laquered MDF Grey / RAL 7035	1906-95-3300
●	MDF laccato giallo / Matt laquered MDF Yellow / RAL 1003	1906-95-3100
●	MDF laccato rosso / Matt laquered MDF Red / RAL 3031	1906-95-1300

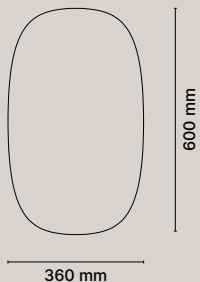


# HANG OUT, Brogliato Traverso

1906-94  
SMALL OVAL VERTICAL PANEL

Finiture  
Finishes

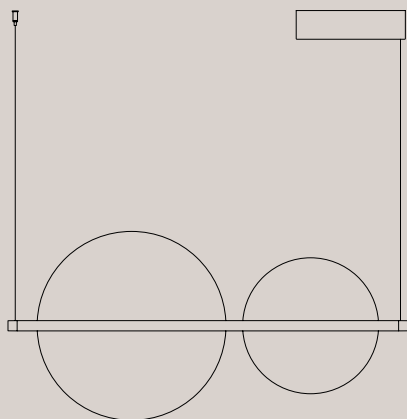
Codice  
Code



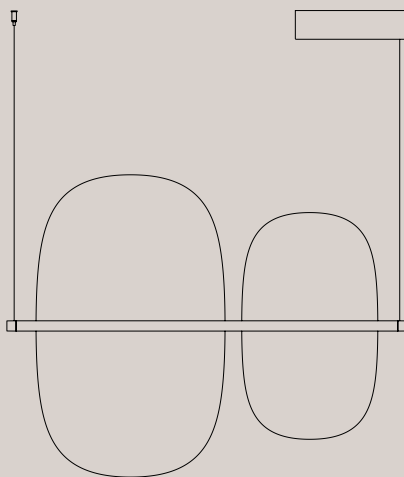
	Legno frassino ingrigo / Greying ash wood	1906-94-L700
	Legno frassino sbiancato / Bleached ash wood	1906-94-L600
	MDF laccato opaco blu scuro / Matt laquered MDF Dark blue / RAL 5011	1906-94-4100
	MDF laccato azzurro / Matt laquered MDF Light blue / RAL 5024	1906-94-3600
	MDF laccato tortora / Matt laquered MDF Tortora / RAL 7006	1906-94-3500
	MDF laccato grigio / Matt laquered MDF Grey / RAL 7035	1906-94-3300
	MDF laccato giallo / Matt laquered MDF Yellow / RAL 1003	1906-94-3100
	MDF laccato rosso / Matt laquered MDF Red / RAL 3031	1906-94-1300

## COMPOSIZIONI / COMPOSITIONS

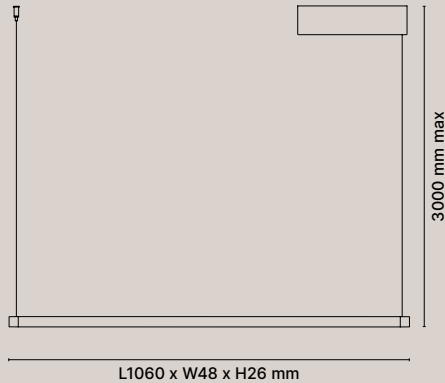
1906-21 + 1906-91 + 1906-92



1906-21 + 1906-95 + 1906-94




1906-22  
NAKED SUSPENSION



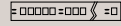
L1060 x W48 x H26 mm

Peso / Weight: 2,2 kg

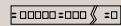
Dettagli  
Details



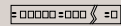
60W  
Fino a / Up to  
1864lm (direct + indirect light)  
3000K  
Dimmable DALI  
Cavo / Wire RAL 9005  
IP20



60W  
Fino a / Up to  
1864lm (direct + indirect light)  
2700K  
Dimmable DALI  
Cavo / Wire RAL 9005  
IP20



60W  
Fino a / Up to  
1864lm (direct + indirect light)  
3000K  
Dimmable 0-10V  
Cavo / Wire RAL 9005  
IP20



60W  
Fino a / Up to  
1864lm (direct + indirect light)  
2700K  
Dimmable 0-10V  
Cavo / Wire RAL 9005  
IP20



Struttura metallo  
Metal tructure



Nero opaco / Matt black



Bianco opaco / Matt white

Codice  
Code

1906-22-1100-P3NE

1906-22-0100-P3NE

1906-22-1100-P3WE

1906-22-0100-P3WE

1906-22-1100-D3NE


1906-22-0100-D3NE

1906-22-1100-D3WE

1906-22-0100-D3WE


# JE SUIS, Carlo Colombo


1502-10 FLOOR	Dettagli Details	Diffusore vetro Glass shade	Struttura Structure	Codice Code
------------------	---------------------	--------------------------------	------------------------	----------------





17,5W - 3000K  
Dimmer on cable  
Cavo / Wire RAL 9005  
IP20



 Bianco-argento /  
White-silver

 Legno rovere naturale /  
Natural oak wood

 Legno rovere antracite /  
Anthracite oak wood

 Marmo bianco di Carrara /  
White Carrara marble

1502-10-L271-DXNE

1502-10-L571-DXNE

1502-10-M171-DXNE

(wood) Peso / Weight: 33,0 kg  
(marble) Peso / Weight: 137,0 kg

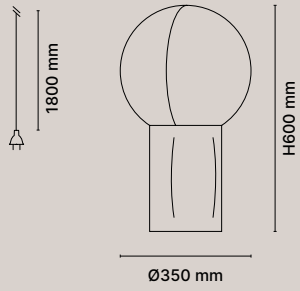
1502-03  
TABLE

Dettagli  
Details

Diffusore vetro  
Glass shade


Struttura  
Structure




Codice  
Code



17,5W - 3000K  
Dimmer on cable  
Cavo / Wire RAL 9005  
IP20



 Bianco-argento /  
White-silver

-  Legno rovere naturale /  
Natural oak wood
-  Legno rovere antracite /  
Anthracite oak wood
-  Marmo bianco di Carrara /  
White Carrara marble

1502-03-L271-DXNE

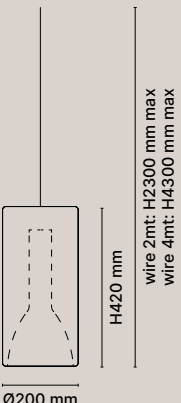








1502-03-L571-DXNE

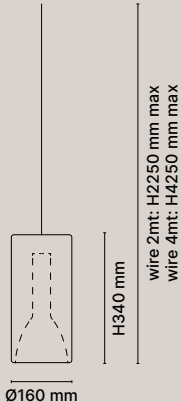




1502-03-M171-DXNE

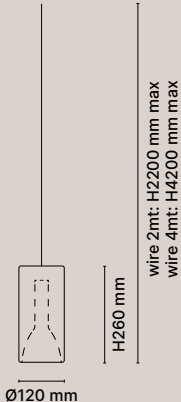








(wood) Peso / Weight: 8,0 kg  
(marble) Peso / Weight: 20,0 kg




# LIT, Umberto Asnago

1912-23 LARGE	Dettagli Details	Diffusore vetro Glass shade	Cavo Wire	Codice Code
 <p>Ø200 mm H420 mm wire 2mt: H2300 mm max wire 4mt: H4300 mm max</p> <p>Peso / Weight: 3,0 kg</p>	 <p>1x 13W E27 LED Cavo / Wire RAL 7013 IP20</p> <p>CE </p>	<ul style="list-style-type: none"> <li> Arancione specchiato / Orange mirroring</li> <li> Blu specchiato / Blue mirroring</li> <li> Oro specchiato / Gold mirroring</li> <li> Viola specchiato / Violet mirroring</li> <li> Bronzo specchiato / Mirroring bronze</li> <li> Nero specchiato / Mirroring black</li> </ul>	<ul style="list-style-type: none"> <li>4 mt</li> <li>2 mt</li> <li>4 mt</li> <li>2 mt</li> <li>4 mt</li> <li>2 mt</li> <li>4 mt</li> <li>2 mt</li> <li>4 mt</li> <li>2 mt</li> </ul>	<ul style="list-style-type: none"> <li>1912-23-0012-N4BE</li> <li>1912-23-0012-N2BE</li> <li>1912-23-0014-N4BE</li> <li>1912-23-0014-N2BE</li> <li>1912-23-0016-N4BE</li> <li>1912-23-0016-N2BE</li> <li>1912-23-0019-N4BE</li> <li>1912-23-0019-N2BE</li> <li>1912-23-0021-N4BE</li> <li>1912-23-0021-N2BE</li> <li>1912-23-0015-N4BE</li> <li>1912-23-0015-N2BE</li> </ul>

1912-22 MEDIUM	Dettagli Details	Diffusore vetro Glass shade	Cavo Wire	Codice Code
 <p>Ø160 mm H340 mm wire 2mt: H2250 mm max wire 4mt: H4250 mm max</p> <p>Peso netto / Net weight: 19,2 kg</p>	 <p>1x 13W E27 LED Cavo / Wire RAL 7013 IP20</p> <p>CE </p>	<ul style="list-style-type: none"> <li> Arancione specchiato / Orange mirroring</li> <li> Blu specchiato / Blue mirroring</li> <li> Oro specchiato / Gold mirroring</li> <li> Viola specchiato / Violet mirroring</li> <li> Bronzo specchiato / Mirroring bronze</li> <li> Nero specchiato / Mirroring black</li> </ul>	<ul style="list-style-type: none"> <li>4 mt</li> <li>2 mt</li> <li>4 mt</li> <li>2 mt</li> <li>4 mt</li> <li>2 mt</li> <li>4 mt</li> <li>2 mt</li> <li>4 mt</li> <li>2 mt</li> </ul>	<ul style="list-style-type: none"> <li>1912-22-0012-N4BE</li> <li>1912-22-0012-N2BE</li> <li>1912-22-0014-N4BE</li> <li>1912-22-0014-N2BE</li> <li>1912-22-0016-N4BE</li> <li>1912-22-0016-N2BE</li> <li>1912-22-0019-N4BE</li> <li>1912-22-0019-N2BE</li> <li>1912-22-0021-N4BE</li> <li>1912-22-0021-N2BE</li> <li>1912-22-0015-N4BE</li> <li>1912-22-0015-N2BE</li> </ul>

1912-21 SMALL	Dettagli Details	Diffusore vetro Glass shade	Cavo Wire	Codice Code
 <p>Ø120 mm H260 mm wire 2mt: H2200 mm max wire 4mt: H4200 mm max</p> <p>Peso / Weight: 1,5 kg</p>	 <p>1x 6W E14 LED Cavo / Wire RAL 7013 IP20</p> <p>CE </p>	<ul style="list-style-type: none"> <li> Arancione specchiato / Orange mirroring</li> <li> Blu specchiato / Blue mirroring</li> <li> Oro specchiato / Gold mirroring</li> <li> Viola specchiato / Violet mirroring</li> <li> Bronzo specchiato / Mirroring bronze</li> <li> Nero specchiato / Mirroring black</li> </ul>	<ul style="list-style-type: none"> <li>4 mt</li> <li>2 mt</li> <li>4 mt</li> <li>2 mt</li> <li>4 mt</li> <li>2 mt</li> <li>4 mt</li> <li>2 mt</li> <li>4 mt</li> <li>2 mt</li> </ul>	<ul style="list-style-type: none"> <li>1912-21-0012-N4BE</li> <li>1912-21-0012-N2BE</li> <li>1912-21-0014-N4BE</li> <li>1912-21-0014-N2BE</li> <li>1912-21-0016-N4BE</li> <li>1912-21-0016-N2BE</li> <li>1912-21-0019-N4BE</li> <li>1912-21-0019-N2BE</li> <li>1912-21-0021-N4BE</li> <li>1912-21-0021-N2BE</li> <li>1912-21-0015-N4BE</li> <li>1912-21-0015-N2BE</li> </ul>

0811-92  
CANOPY TYPE A

 H35 mm

  
Ø113 mm

Peso / Weight: 1 kg

Dettagli  
Details


On-off





Dimmable DALI



Struttura metallo  
Metal structure

 Titanio opaco / Matt titanium

 Bianco opaco / Matt white

 Nero opaco / Matt black

Codice  
Code

0811-92-1800-NXBE

0811-92-0100-NXBE

0811-92-1100-NXBE

0811-93  
CANOPY TYPE A RECESSED


  
Ø65 mm

Peso / Weight: 0,5 kg

Dettagli  
Details



Struttura metallo  
Metal structure

 Bianco opaco / Matt white

Codice  
Code

0811-93-0100-NXBE

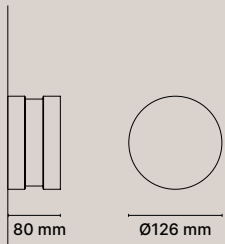
# LUDO, Colzani & Novati

1901-30  
WALL

Dettagli  
Details

Struttura metallo  
Metal structure

Codice  
Code



Peso / Weight: 1,0 kg



5W - 289lm  
3000K  
Dimmable phase cut  
Cavo / Wire RAL 9005  
IP20



Bianco opaco / Matt white

1901-30-1100-DXNE



Oro opaco / Matt gold

1901-30-0100-DXNE



Nero opaco / Matt black

1901-30-0600-DXNE



Grigio / Grey

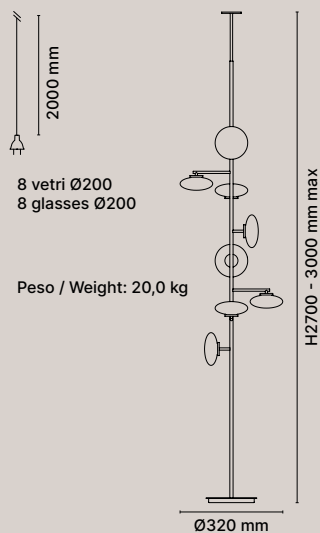
1901-30-4400-DXNE





# MAMÌ, Umberto Asnago

## 1307-12 LARGE FLOOR-CEILING



### Dettagli Details



53W - 5096lm  
3000K  
Dimmer on cable  
Cavo / Wire RAL 9005  
IP20



### Vetro Glass

● Bianco acidato /  
Acid-etched white

### Struttura metallo Metal structure

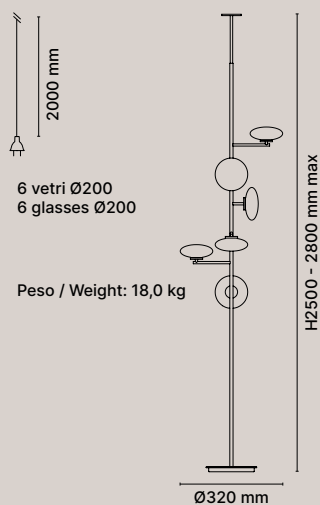
● Nero opaco / Matt black  
● Bronzo spazzolato /  
Brushed bronze

### Codice Code

1307-12-1103-DXNE

1307-12-1703-DXNE

## 1307-11 SMALL FLOOR-CEILING



### Dettagli Details



40W - 3822lm  
3000K  
Dimmer on cable  
Cavo / Wire RAL 9005  
IP20



### Vetro Glass

● Bianco acidato /  
Acid-etched white

### Struttura metallo Metal structure

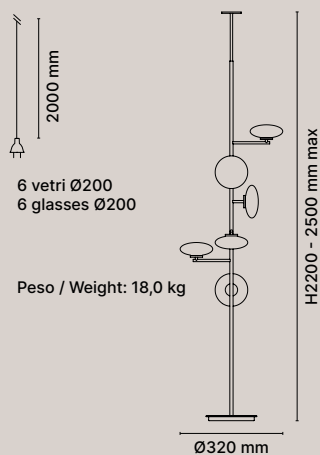
● Nero opaco / Matt black  
● Bronzo spazzolato /  
Brushed bronze

### Codice Code

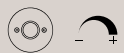
1307-11-1103-DXNE

1307-11-1703-DXNE

## 1307-13 EXTRA SMALL FLOOR-CEILING



### Dettagli Details



40W - 3822lm  
3000K  
Dimmer on cable  
Cavo / Wire RAL 9005  
IP20



### Vetro Glass

● Bianco acidato /  
Acid-etched white

### Struttura metallo Metal structure

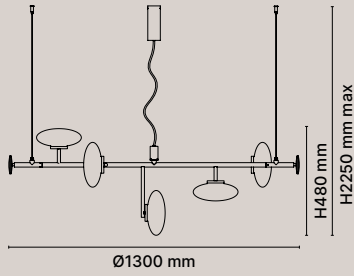
● Nero opaco / Matt black  
● Bronzo spazzolato /  
Brushed bronze

### Codice Code

1307-13-1103-DXNE

1307-13-1703-DXNE

1307-20  
HORIZONTAL SUSPENSION



5 vetri Ø200  
5 glasses Ø200

Peso / Weight: 19,5 kg

Dettagli  
Details



33W - 3189lm  
3000K  
Dimmable 0-10V  
Cavo / Wire RAL 7013  
IP20



33W - 3189lm  
2700K  
Dimmable 0-10V  
Cavo / Wire RAL 7013  
IP20



Vetro  
Glass



Bianco acidato /  
Acid-etched white



Bianco acidato /  
Acid-etched white

Struttura metallo  
Metal structure



Nero opaco / Matt black



Bronzo spazzolato /  
Brushed bronze



Nero opaco / Matt black



Bronzo spazzolato /  
Brushed bronze

Codice  
Code

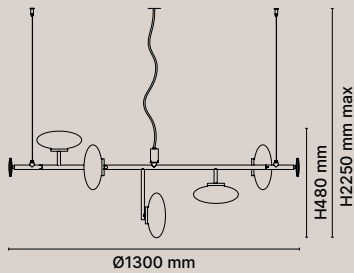
1307-20-1103-D2NE

1307-20-1703-D2NE

1307-20-1103-D2WE

1307-20-1703-D2WE

1307-50  
HORIZONTAL SUSPENSION  
RECESSED CANOPY



5 vetri Ø200  
5 glasses Ø200

Peso / Weight: 19,5 kg

Dettagli  
Details



5x6W - 3189lm  
3000K  
Driver remoto non  
incluso / Remote  
driver not included  
Cavo / Wire RAL 7013  
IP20



5x6W - 3189lm  
2700K  
Driver remoto non  
incluso / Remote  
driver not included  
Cavo / Wire RAL 7013  
IP20



Vetro  
Glass



Bianco acidato /  
Acid-etched white



Bianco acidato /  
Acid-etched white

Struttura metallo  
Metal structure



Nero opaco / Matt black



Bronzo spazzolato /  
Brushed bronze



Nero opaco / Matt black



Bronzo spazzolato /  
Brushed bronze

Codice  
Code

1307-50-1103-N2NE

1307-50-1703-N2NE

1307-50-1103-N2WE

1307-50-1703-N2WE

Accessori  
Accessories

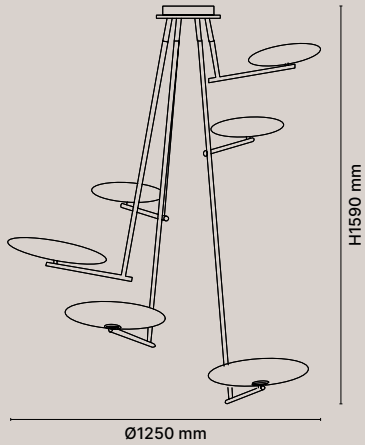
Driver 24V - Dimmable 0-10V

Codice  
Code

RIC.000012

# MAMÌ, Umberto Asnago

## 1307-24 MAXI SUSPENSION



3 vetri Ø400 - 3 vetri Ø300  
3 glasses Ø400 - 3 glasses Ø300

Peso / Weight: 31,4 kg

### Dettagli Details



6×10W - 4768lm  
3000K  
Dimmable phase cut  
IP20



### Vetro Glass



Bianco acidato /  
Acid-etched white

### Struttura metallo Metal structure



Nero opaco / Matt black



Bronzo spazzolato /  
Brushed bronze

### Codice Code

1307-24-1103-DXNE

1307-24-1703-DXNE



6×10W - 4386lm  
2700K  
Dimmable phase cut  
IP20



Bianco acidato /  
Acid-etched white



Nero opaco / Matt black

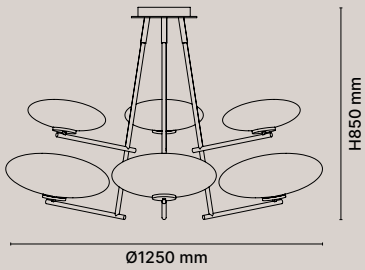


Bronzo spazzolato /  
Brushed bronze

1307-24-1103-DXWE

1307-24-1703-DXWE

## 1307-23 LARGE SUSPENSION



3 vetri Ø400 - 3 vetri Ø300  
3 glasses Ø400 - 3 glasses Ø300

Peso / Weight: 31,4 kg

### Dettagli Details



6×10W - 4768lm  
3000K  
Dimmable phase cut  
IP20



### Vetro Glass



Bianco acidato /  
Acid-etched white

### Struttura metallo Metal structure



Nero opaco / Matt black



Bronzo spazzolato /  
Brushed bronze

### Codice Code

1307-23-1103-DXNE

1307-23-1703-DXNE



6×10W - 4386lm  
2700K  
Dimmable phase cut  
IP20



Bianco acidato /  
Acid-etched white



Nero opaco / Matt black

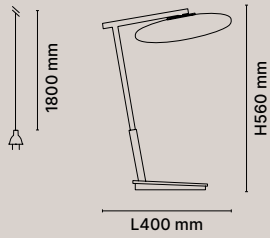


Bronzo spazzolato /  
Brushed bronze

1307-23-1103-DXWE

1307-23-1703-DXWE

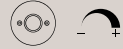
1307-04  
TABLE



vetro Ø300  
glass Ø300

Peso / Weight: 16,5 kg

Dettagli  
Details



7W - 367lm  
3000K  
Dimmer on cable  
Cavo / Wire RAL 9005  
IP20



Vetro  
Glass

● Bianco acidato /  
Acid-etched white

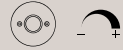
Struttura metallo  
Metal structure

● Nero opaco / Matt black  
● Bronzo spazzolato /  
Brushed bronze

Codice  
Code

1307-04-1103-DXNE

1307-04-1703-DXNE



7W - 367lm  
2700K  
Dimmer on cable  
Cavo / Wire RAL 9005  
IP20



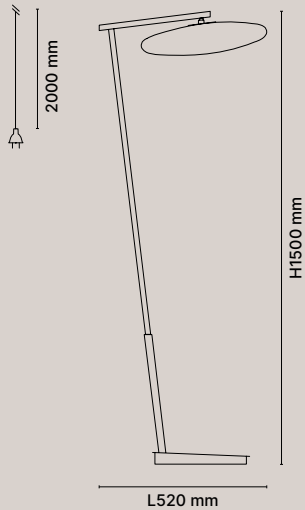
● Bianco acidato /  
Acid-etched white

● Nero opaco / Matt black  
● Bronzo spazzolato /  
Brushed bronze

1307-04-1103-DXWE

1307-04-1703-DXWE

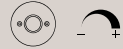
1307-14  
FLOOR



vetro Ø400  
glass Ø400

Peso / Weight: 19,5 kg

Dettagli  
Details



13W - 1236lm  
3000K  
Dimmer on cable  
Cavo / Wire RAL 9005  
IP20



Vetro  
Glass

● Bianco acidato /  
Acid-etched white

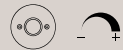
Struttura metallo  
Metal structure

● Nero opaco / Matt black  
● Bronzo spazzolato /  
Brushed bronze

Codice  
Code

1307-14-1103-DXNE

1307-14-1703-DXNE



13W - 1236lm  
2700K  
Dimmer on cable  
Cavo / Wire RAL 9005  
IP20



● Bianco acidato /  
Acid-etched white

● Nero opaco / Matt black  
● Bronzo spazzolato /  
Brushed bronze

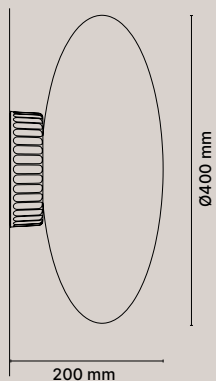
1307-14-1103-DXWE

1307-14-1703-DXWE



# MAMÌ, Umberto Asnago

## 1307-46 LARGE WALL - CEILING



Peso / Weight: 4,5 kg

### Dettagli Details

17,5W - 1220lm  
3000K  
Dimmable 0-10V  
/ Push  
IP44



### Vetro Glass

● Bianco acidato /  
Acid-etched white

### Struttura metallo Metal structure

● Bianco alluminio opaco /  
Matt white aluminium

### Codice Code

1307-46-5103-DXNE

17,5W - 1183lm  
2700K  
Dimmable 0-10V  
/ Push  
IP44

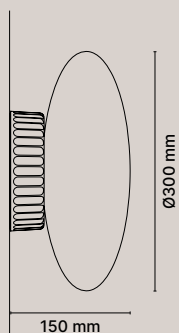


● Bianco acidato /  
Acid-etched white

● Bianco alluminio opaco /  
Matt white aluminium

1307-46-5103-DXWE

## 1307-45 MEDIUM WALL - CEILING



Peso / Weight: 3,0 kg

### Dettagli Details

17,5W - 1197lm  
3000K  
Dimmable 0-10V  
/ Push  
IP44



### Vetro Glass

● Bianco acidato /  
Acid-etched white

### Struttura metallo Metal structure

● Bianco alluminio opaco /  
Matt white aluminium

### Codice Code

1307-45-5103-DXNE

17,5W - 1161lm  
2700K  
Dimmable 0-10V  
/ Push  
IP44

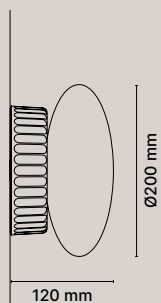


● Bianco acidato /  
Acid-etched white

● Bianco alluminio opaco /  
Matt white aluminium

1307-45-5103-DXWE

## 1307-44 SMALL WALL - CEILING



Peso / Weight: 2,5 kg

### Dettagli Details

17,5W - 1181lm  
3000K  
Dimmable 0-10V  
/ Push  
IP44



### Vetro Glass

● Bianco acidato /  
Acid-etched white

### Struttura metallo Metal structure

● Bianco alluminio opaco /  
Matt white aluminium

### Codice Code

1307-44-5103-DXNE

17,5W - 1145lm  
2700K  
Dimmable 0-10V  
/ Push  
IP44

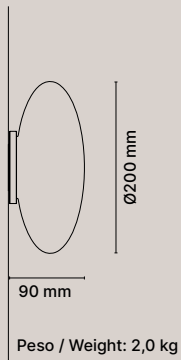


● Bianco acidato /  
Acid-etched white

● Bianco alluminio opaco /  
Matt white aluminium

1307-44-5103-DXWE

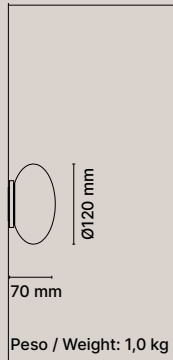
1307-44  
SMALL WALL - CEILING



Dettagli Details	Vetro Glass	Struttura metallo Metal structure	Codice Code
<p>12W - 1059lm 3000K Driver remoto non incluso / Remote driver not included IP44</p> <p>CE III LED</p>	<p>● Bianco acidato / Acid-etched white</p>	<p>● Bianco opaco / Matt white</p>	1307-44-0103-NXNE
<p>12W - 1027lm 2700K Driver remoto non incluso / Remote driver not included IP44</p> <p>CE III LED</p>	<p>● Bianco acidato / Acid-etched white</p>	<p>● Bianco opaco / Matt white</p>	1307-44-0103-NXWE

Accessori Accessories	Codice Code
<p>Driver 24V - Dimmable 0-10V Suitable for / Adatto per:</p> <ul style="list-style-type: none"> <li>• 1/3 Mami Small 12W</li> <li>• 1/8 Mami Mini 4.5W</li> </ul>	RIC.000067
<p>Driver 24V - Dimmable 0-10V Suitable for / Adatto per:</p> <ul style="list-style-type: none"> <li>• 4/5 Mami Small 12W</li> <li>• 9/13 Mami Mini 4.5W</li> </ul>	RIC.000068
<p>Driver 24V - Dimmable 0-10V Suitable for / Adatto per:</p> <ul style="list-style-type: none"> <li>• 6/7 Mami Small 12W</li> <li>• 12/20 Mami Mini 4.5W</li> </ul>	RIC.000069

1307-40  
MINI WALL - CEILING



Dettagli Details	Vetro Glass	Struttura metallo Metal structure	Codice Code
<p>4,5W - 254lm 3000K Driver remoto non incluso / Remote driver not included IP44</p> <p>CE III LED</p>	<p>● Bianco acidato / Acid-etched white</p>	<p>● Bianco opaco / Matt white</p>	1307-40-0103-NXNE
<p>4,5W - 246lm 2700K Driver remoto non incluso / Remote driver not included IP44</p> <p>CE III LED</p>	<p>● Bianco acidato / Acid-etched white</p>	<p>● Bianco opaco / Matt white</p>	1307-40-0103-NXWE

Accessori Accessories	Codice Code
<p>Driver 24V - Dimmable 0-10V Suitable for / Adatto per:</p> <ul style="list-style-type: none"> <li>• 1/3 Mami Small 12W</li> <li>• 1/8 Mami Mini 4.5W</li> </ul>	RIC.000067
<p>Driver 24V - Dimmable 0-10V Suitable for / Adatto per:</p> <ul style="list-style-type: none"> <li>• 4/5 Mami Small 12W</li> <li>• 9/13 Mami Mini 4.5W</li> </ul>	RIC.000068
<p>Driver 24V - Dimmable 0-10V Suitable for / Adatto per:</p> <ul style="list-style-type: none"> <li>• 6/7 Mami Small 12W</li> <li>• 12/20 Mami Mini 4.5W</li> </ul>	RIC.000069

# MoM, Umberto Asnago

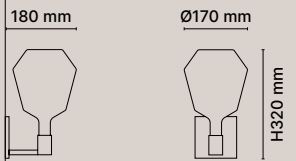
1602-34  
FATTY WALL

Dettagli  
Details

Metal structure

Glass shade

Codice  
Code



Peso / Weight: 1,5 kg



1x 6W  
E14 LED  
IP20



● Nero opaco /  
Matt black

● Bianco opaco / Matt white

1602-34-1131-NXBE

● Blu avio opaco / Matt blue avio

1602-34-1132-NXBE

● Nero opaco / Matt black

1602-34-1133-NXBE

● Rosa cipria opaco / Matt powder pink

1602-34-1134-NXBE

● Sabbia opaco / Matt sand

1602-34-1135-NXBE

● Verde salvia opaco / Matt sage green

1602-34-1136-NXBE

● Senape opaco / Matt mustard

1602-34-1137-NXBE



1x 6W  
E14 LED  
IP20



● Oro opaco /  
Matt gold

● Bianco opaco / Matt white

1602-34-0631-NXBE

● Blu avio opaco / Matt blue avio

1602-34-0632-NXBE

● Nero opaco / Matt black

1602-34-0633-NXBE

● Rosa cipria opaco / Matt powder pink

1602-34-0634-NXBE

● Sabbia opaco / Matt sand

1602-34-0635-NXBE

● Verde salvia opaco / Matt sage green

1602-34-0636-NXBE

● Senape opaco / Matt mustard

1602-34-0637-NXBE

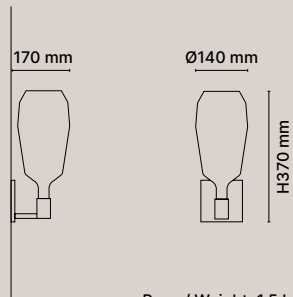
Accessori  
Accessories

Codice  
Code

Lampadina / Bulb LED E14 - 2700K

RIC.000087

1602-33  
SLIM WALL



Peso / Weight: 1,5 kg

Dettagli  
Details



1× 6W  
E14 LED  
IP20



1× 6W  
E14 LED  
IP20



Metal structure

Glass shade

Codice  
Code

● Nero opaco / Matt black	● Bianco opaco / Matt white	1602-33-1131-NXBE
	● Blu avio opaco / Matt blue avio	1602-33-1132-NXBE
	● Nero opaco / Matt black	1602-33-1133-NXBE
	● Rosa cipria opaco / Matt powder pink	1602-33-1134-NXBE
	● Sabbia opaco / Matt sand	1602-33-1135-NXBE
	● Verde salvia opaco / Matt sage green	1602-33-1136-NXBE
	● Senape opaco / Matt mustard	1602-33-1137-NXBE

● Oro opaco / Matt gold	● Bianco opaco / Matt white	1602-33-0631-NXBE
	● Blu avio opaco / Matt blue avio	1602-33-0632-NXBE
	● Nero opaco / Matt black	1602-33-0633-NXBE
	● Rosa cipria opaco / Matt powder pink	1602-33-0634-NXBE
	● Sabbia opaco / Matt sand	1602-33-0635-NXBE
	● Verde salvia opaco / Matt sage green	1602-33-0636-NXBE
	● Senape opaco / Matt mustard	1602-33-0637-NXBE

Accessori  
Accessories

Codice  
Code

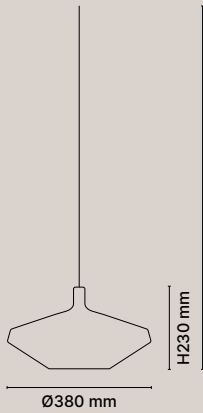
Lampadina / Bulb LED E14 - 2700K

RIC.000087



# MoM, Umberto Asnago

## 1602-21 LOW SUSPENSION



Peso / Weight: 1,8 kg

### Dettagli Details



1x 13W  
E27 LED  
Cavo / Wire RAL 7013  
IP20



### Diffusore vetro Glass shade

	Bianco opaco / Matt white	4 mt
		2 mt
	Blu avio opaco / Matt blue avio	4 mt
		2 mt
	Nero opaco / Matt black	4 mt
		2 mt
	Rosa cipria opaco / Matt powder pink	4 mt
		2 mt
	Sabbia opaco / Matt sand	4 mt
		2 mt
	Verde salvia opaco / Matt sage green	4 mt
		2 mt
	Senape opaco / Matt mustard	4 mt
		2 mt

### Cavo Wire

### Codice Code

1602-21-0031-N4BE
1602-21-0031-N2BE
1602-21-0032-N4BE
1602-21-0032-N2BE
1602-21-0033-N4BE
1602-21-0033-N2BE
1602-21-0034-N4BE
1602-21-0034-N2BE
1602-21-0035-N4BE
1602-21-0035-N2BE
1602-21-0036-N4BE
1602-21-0036-N2BE
1602-21-0037-N4BE
1602-21-0037-N2BE

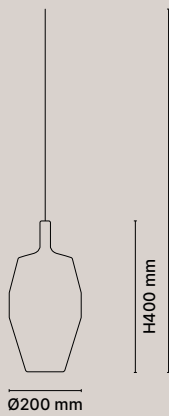
### Accessori Accessories

Lampadina / Bulb LED E27 - 2700K

### Codice Code

RIC.000088

## 1602-22 TALL SUSPENSION



Peso / Weight: 1,8 kg

### Dettagli Details



1x 13W  
E27 LED  
Cavo / Wire RAL 7013  
IP20



### Diffusore vetro Glass shade

	Bianco opaco / Matt white	4 mt
		2 mt
	Blu avio opaco / Matt blue avio	4 mt
		2 mt
	Nero opaco / Matt black	4 mt
		2 mt
	Rosa cipria opaco / Matt powder pink	4 mt
		2 mt
	Sabbia opaco / Matt sand	4 mt
		2 mt
	Verde salvia opaco / Matt sage green	4 mt
		2 mt
	Senape opaco / Matt mustard	4 mt
		2 mt

### Cavo Wire

### Codice Code

1602-22-0031-N4BE
1602-22-0031-N2BE
1602-22-0032-N4BE
1602-22-0032-N2BE
1602-22-0033-N4BE
1602-22-0033-N2BE
1602-22-0034-N4BE
1602-22-0034-N2BE
1602-22-0035-N4BE
1602-22-0035-N2BE
1602-22-0036-N4BE
1602-22-0036-N2BE
1602-22-0037-N4BE
1602-22-0037-N2BE

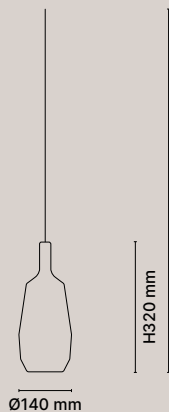
### Accessori Accessories

Lampadina / Bulb LED E27 - 2700K

### Codice Code

RIC.000088

## 1602-23 SLIM SUSPENSION



Peso / Weight: 1,0 kg

### Dettagli Details



1x 13W  
E27 LED  
Cavo / Wire RAL 7013  
IP20



### Diffusore vetro Glass shade

	Bianco opaco / Matt white	4 mt
		2 mt
	Blu avio opaco / Matt blue avio	4 mt
		2 mt
	Nero opaco / Matt black	4 mt
		2 mt
	Rosa cipria opaco / Matt powder pink	4 mt
		2 mt
	Sabbia opaco / Matt sand	4 mt
		2 mt
	Verde salvia opaco / Matt sage green	4 mt
		2 mt
	Senape opaco / Matt mustard	4 mt
		2 mt

### Cavo Wire

### Codice Code

1602-23-0031-N4BE
1602-23-0031-N2BE
1602-23-0032-N4BE
1602-23-0032-N2BE
1602-23-0033-N4BE
1602-23-0033-N2BE
1602-23-0034-N4BE
1602-23-0034-N2BE
1602-23-0035-N4BE
1602-23-0035-N2BE
1602-23-0036-N4BE
1602-23-0036-N2BE
1602-23-0037-N4BE
1602-23-0037-N2BE

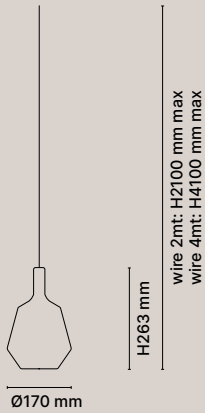
### Accessori Accessories

Lampadina / Bulb LED E27 - 2700K

### Codice Code

RIC.000088

1602-24  
FATTY SUSPENSION



Peso / Weight: 0,8 kg

Dettagli  
Details



1x 6W  
E14 LED  
Cavo / Wire RAL 7013  
IP20



Diffusore vetro  
Glass shade

- Bianco opaco / Matt white
- Blu avio opaco / Matt blue avio
- Nero opaco / Matt black
- Rosa cipria opaco / Matt powder pink
- Sabbia opaco / Matt sand
- Verde salvia opaco / Matt sage green
- Senape opaco / Matt mustard

Cavo  
Wire

- 4 mt
- 2 mt
- 4 mt
- 2 mt
- 4 mt
- 2 mt
- 4 mt
- 2 mt
- 4 mt
- 2 mt
- 4 mt
- 2 mt

Codice  
Code

- 1602-24-0031-N4BE
- 1602-24-0031-N2BE
- 1602-24-0032-N4BE
- 1602-24-0032-N2BE
- 1602-24-0033-N4BE
- 1602-24-0033-N2BE
- 1602-24-0034-N4BE
- 1602-24-0034-N2BE
- 1602-24-0035-N4BE
- 1602-24-0035-N2BE
- 1602-24-0036-N4BE
- 1602-24-0036-N2BE
- 1602-24-0037-N4BE
- 1602-24-0037-N2BE

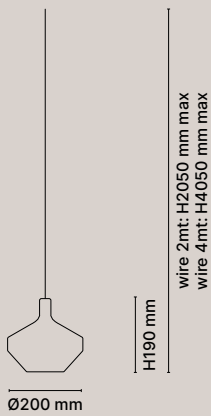
Accessori  
Accessories

Lampadina / Bulb LED E14 - 2700K

Codice  
Code

RIC.000087

1602-25  
LITTLE SUSPENSION



Peso / Weight: 0,8 kg

Dettagli  
Details



1x 6W  
E14 LED  
Cavo / Wire RAL 7013  
IP20



Diffusore vetro  
Glass shade

- Bianco opaco / Matt white
- Blu avio opaco / Matt blue avio
- Nero opaco / Matt black
- Rosa cipria opaco / Matt powder pink
- Sabbia opaco / Matt sand
- Verde salvia opaco / Matt sage green
- Senape opaco / Matt mustard

Cavo  
Wire

- 4 mt
- 2 mt
- 4 mt
- 2 mt
- 4 mt
- 2 mt
- 4 mt
- 2 mt
- 4 mt
- 2 mt
- 4 mt
- 2 mt

Codice  
Code

- 1602-25-0031-N4BE
- 1602-25-0031-N2BE
- 1602-25-0032-N4BE
- 1602-25-0032-N2BE
- 1602-25-0033-N4BE
- 1602-25-0033-N2BE
- 1602-25-0034-N4BE
- 1602-25-0034-N2BE
- 1602-25-0035-N4BE
- 1602-25-0035-N2BE
- 1602-25-0036-N4BE
- 1602-25-0036-N2BE
- 1602-25-0037-N4BE
- 1602-25-0037-N2BE

Accessori  
Accessories

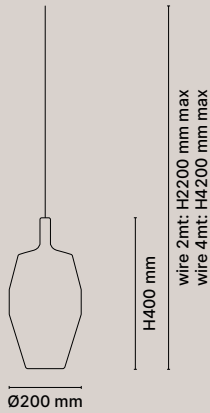
Lampadina / Bulb LED E14 - 2700K

Codice  
Code

RIC.000087

# MoM GLOSSY, Umberto Asnago

## 1602-26 TALL SUSPENSION



Peso / Weight: 5,5 kg

### Dettagli Details



1x 13W  
E27 LED  
Cavo / Wire RAL 7013  
IP20



### Diffusore vetro Glass shade

- Bronzo lucido / Mirroring bronze
- Nero lucido / Mirroring black
- Oro lucido / Mirroring gold

### Cavo Wire

- 4 mt
- 2 mt
- 4 mt
- 2 mt
- 4 mt
- 2 mt

### Codice Code

- 1602-26-0021-N4BE
- 1602-26-0021-N2BE
- 1602-26-0015-N4BE
- 1602-26-0015-N2BE
- 1602-26-0016-N4BE
- 1602-26-0016-N2BE

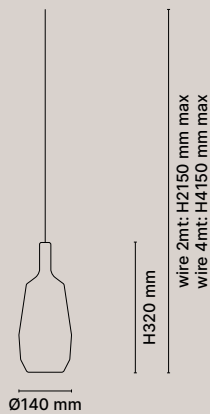
### Accessori Accessories

Lampadina / Bulb LED E27 - 2700K

### Codice Code

RIC.000088

## 1602-27 SLIM SUSPENSION



Peso / Weight: 5,5 kg

### Dettagli Details



1x 13W  
E27 LED  
Cavo / Wire RAL 7013  
IP20



### Diffusore vetro Glass shade

- Bronzo lucido / Mirroring bronze
- Nero lucido / Mirroring black
- Oro lucido / Mirroring gold

### Cavo Wire

- 4 mt
- 2 mt
- 4 mt
- 2 mt
- 4 mt
- 2 mt

### Codice Code

- 1602-27-0021-N4BE
- 1602-27-0021-N2BE
- 1602-27-0015-N4BE
- 1602-27-0015-N2BE
- 1602-27-0016-N4BE
- 1602-27-0016-N2BE

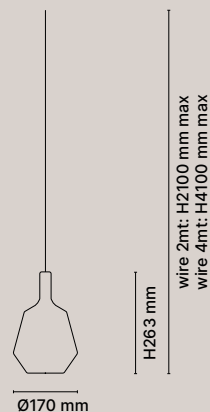
### Accessori Accessories

Lampadina / Bulb LED E27 - 2700K

### Codice Code

RIC.000088

## 1602-28 FATTY SUSPENSION



Peso / Weight: 5,5 kg

### Dettagli Details



1x 6W  
E14 LED  
Cavo / Wire RAL 7013  
IP20



### Diffusore vetro Glass shade

- Bronzo lucido / Mirroring bronze
- Nero lucido / Mirroring black
- Oro lucido / Mirroring gold

### Cavo Wire

- 4 mt
- 2 mt
- 4 mt
- 2 mt
- 4 mt
- 2 mt

### Codice Code

- 1602-28-0021-N4BE
- 1602-28-0021-N2BE
- 1602-28-0015-N4BE
- 1602-28-0015-N2BE
- 1602-28-0016-N4BE
- 1602-28-0016-N2BE

### Accessori Accessories


Lampadina / Bulb LED E14 - 2700K

### Codice Code

RIC.000087

## MoM - MoM GLOSSY, Umberto Asnago

0811-92  
CANOPY TYPE A

 H35 mm

  
Ø113 mm

Peso / Weight: 1 kg

Dettagli  
Details


On-off





Dimmable DALI





Struttura metallo  
Metal structure


 Titanio opaco / Matt titanium

 Bianco opaco / Matt white

 Nero opaco / Matt black

 Titanio opaco / Matt titanium

 Bianco opaco / Matt white

 Nero opaco / Matt black

Codice  
Code

0811-92-1800-NXBE

0811-92-0100-NXBE

0811-92-1100-NXBE

0811-92-1800-PXBE

0811-92-0100-PXBE

0811-92-1100-PXBE

0811-93  
CANOPY TYPE A RECESSED


  
Ø65 mm

Peso / Weight: 0,5 kg

Dettagli  
Details



Struttura metallo  
Metal structure

 Bianco opaco / Matt white

Codice  
Code

0811-93-0100-NXBE



# MORSETTO, Carlo Colombo

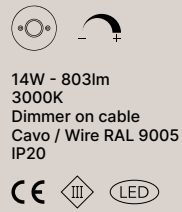
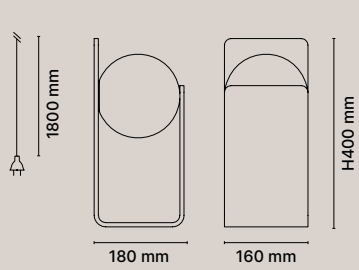
1904-00  
TABLE

Dettagli  
Details

Vetro  
Glass

Struttura metallo  
Metal structure

Codice  
Code



14W - 803lm  
3000K  
Dimmer on cable  
Cavo / Wire RAL 9005  
IP20

● Bianco acidato /  
Acid-etched white

● Bianco opaco / Matt white 1904-00-0103-DXNE

● Nero opaco / Matt black 1904-00-1103-DXNE

● Grigio / Grey 1904-00-4403-DXNE

Peso / Weight: 3,5 kg

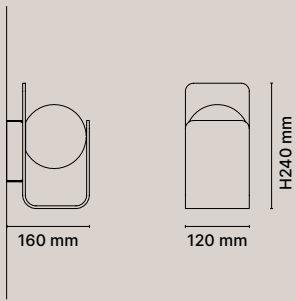
1904-30  
WALL

Dettagli  
Details

Vetro  
Glass

Struttura metallo  
Metal structure

Codice  
Code



10W - 655lm  
3000K  
Dimmable 0-10V  
IP20



● Bianco acidato /  
Acid-etched white

● Bianco opaco / Matt white 1904-30-0103-DXNE

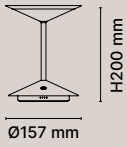
● Nero opaco / Matt black 1904-30-1103-DXNE

● Grigio / Grey 1904-30-4403-DXNE

Peso / Weight: 1,6 kg

# NARCISO, Nicola Gallizia

1710-01  
SMALL RECHARGEABLE TABLE



Peso / Weight: 1,0 kg


Dettagli  
Details



7,5W - 343lm  
3000K  
Dimmer touch  
IP20



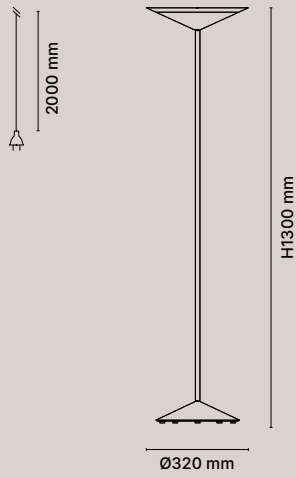
Struttura metallo  
Metal structure

-  Bianco opaco / Matt white
-  Bronzo opaco / Matt bronze
-  Arancione / Orange
-  Grigio / Grey

Codice  
Code

- 1710-01-0100-DXNE
- 1710-01-1600-DXNE
- 1710-01-4300-DXNE
- 1710-01-4400-DXNE

1710-10  
FLOOR



Peso / Weight: 5,0 kg




Dettagli  
Details



14W - 1500 lm  
3000K  
Dimmer on cable  
Cavo / Wire RAL 9005  
IP20



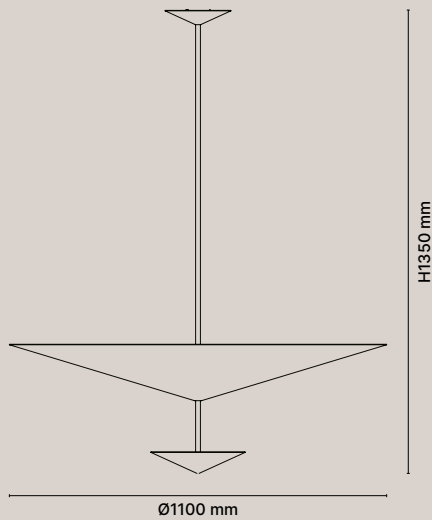
Struttura metallo  
Metal structure

-  Bianco opaco / Matt white
-  Bronzo opaco / Matt bronze
-  Grigio / Grey

Codice  
Code

- 1710-10-0100-DXNE
- 1710-10-1600-DXNE
- 1710-10-4400-DXNE

1710-20  
SUSPENSION



Peso / Weight: 14,0 kg

Dettagli  
Details





14W - 1500 lm - 3000K  
25W - 2800 lm - 3000K  
Dimmable 0-10V  
IP20



14W - 1500 lm - 3000K  
25W - 2800 lm - 3000K  
Dimmable DALI  
IP20





Struttura metallo  
Metal structure

-  Nero opaco / Matt black
-  Oro opaco / Matt gold

Codice  
Code

- 1710-20-1100-DXNE
- 1710-20-0600-DXNE

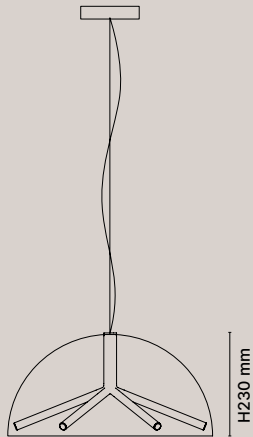
-  Nero opaco / Matt black
-  Oro opaco / Matt gold

- 1710-20-1100-PXNE
- 1710-20-0600-PXNE



























# RUNA, Marco Acerbis

2305-20  
SUSPENSION



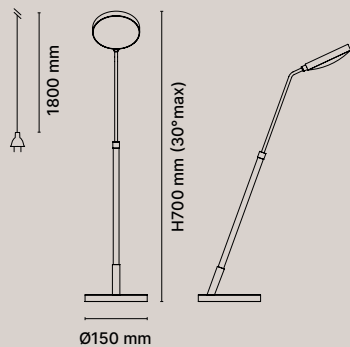
Ø450 mm

Peso / Weight: ? kg

Dettagli Details	Struttura metallo Metal structure	Diffusore vetro Glass shade	Codice Code
 36W 3000K Dimmable DALI Cavo / Wire RAL 9005 IP20   	 Bronzo opaco / Matt bronze	 Fumè (diffusore) + cromo (tubi) / Fumè (shade) + chrome (tubes)	2305-20-1654-P2NE
 36W 2700K Dimmable DALI Cavo / Wire RAL 9005 IP20   	 Bronzo opaco / Matt bronze	 Fumè (diffusore) + cromo (tubi) / Fumè (shade) + chrome (tubes)	2305-20-1654-P2WE
 36W 3000K Dimmable 0-10V Cavo / Wire RAL 9005 IP20   	 Bronzo opaco / Matt bronze	 Fumè (diffusore) + cromo (tubi) / Fumè (shade) + chrome (tubes)	2305-20-1654-D2NE
 36W 2700K Dimmable 0-10V Cavo / Wire RAL 9005 IP20   	 Bronzo opaco / Matt bronze	 Fumè (diffusore) + cromo (tubi) / Fumè (shade) + chrome (tubes)	2305-20-1654-D2WE

# SPOON, Umberto Asnago

1706-00  
TABLE



Peso / Weight: 2,0 kg

Dettagli  
Details



4W - 370lm  
3000K  
Dimmer on cable  
Cavo / Wire RAL 9005  
IP20



Struttura metallo  
Metal structure

● Nero opaco /  
Matt black

● Grigio / Grey

Cuoio intrecciato  
Woven leather

● Nero / Black

● Cognac / Cognac

Senza cuoio / Without leather

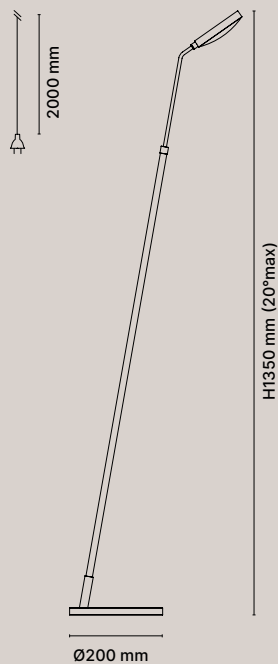
Codice  
Code

1706-00-1122-DXNE

1706-00-1121-DXNE

1706-00-4444-DXNE

1706-10  
FLOOR



Peso / Weight: 4,0 kg

Dettagli  
Details



4W - 370lm  
3000K  
Dimmer on cable  
Cavo / Wire RAL 9005  
IP20



Struttura metallo  
Metal structure

● Nero opaco /  
Matt black

● Grigio / Grey

Cuoio intrecciato  
Woven leather

● Nero / Black

● Cognac / Cognac

Senza cuoio / Without leather

Codice  
Code

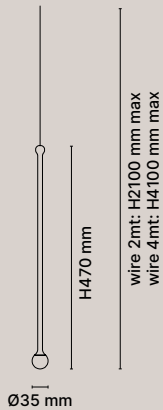
1706-10-1122-DXNE

1706-10-1121-DXNE

1706-10-4444-DXNE

# STORM, Bartoli Design

## 1704-23 LARGE SUSPENSION



Peso / Weight: 0,210 kg

### Dettagli Details



4W - 383lm  
3000K  
Cavo / Wire RAL 7013  
IP20



### Struttura metallo Metal structure



Nero opaco / Matt black



Oro opaco / Matt gold



Bronze opaco / Matt bronze



Cromo lucido / Glossy chrome

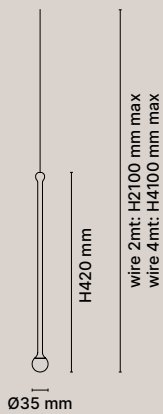
### Cavo Wire

4 mt  
2 mt  
4 mt  
2 mt  
4 mt  
2 mt  
4 mt  
2 mt

### Codice Code

1704-23-1100-N4NE  
1704-23-1100-N2NE  
1704-23-0600-N4NE  
1704-23-0600-N2NE  
1704-23-1600-N4NE  
1704-23-1600-N2NE  
1704-23-2400-N4NE  
1704-23-2400-N2NE

## 1704-21 MEDIUM SUSPENSION



Peso / Weight: 0,190 kg

### Dettagli Details



4W - 383lm  
3000K  
Cavo / Wire RAL 7013  
IP20



### Struttura metallo Metal structure



Nero opaco / Matt black



Oro opaco / Matt gold



Bronze opaco / Matt bronze



Cromo lucido / Glossy chrome

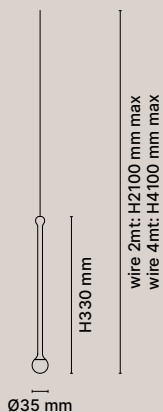
### Cavo Wire

4 mt  
2 mt  
4 mt  
2 mt  
4 mt  
2 mt  
4 mt  
2 mt

### Codice Code

1704-21-1100-N4NE  
1704-21-1100-N2NE  
1704-21-0600-N4NE  
1704-21-0600-N2NE  
1704-21-1600-N4NE  
1704-21-1600-N2NE  
1704-21-2400-N4NE  
1704-21-2400-N2NE

## 1704-20 MINI SUSPENSION



Peso / Weight: 0,169 kg

### Dettagli Details



4W - 383lm  
3000K  
Cavo / Wire RAL 7013  
IP20



### Struttura metallo Metal structure



Nero opaco / Matt black



Oro opaco / Matt gold



Bronze opaco / Matt bronze



Cromo lucido / Glossy chrome


### Cavo Wire

4 mt  
2 mt  
4 mt  
2 mt  
4 mt  
2 mt  
4 mt  
2 mt

### Codice Code

1704-20-1100-N4NE  
1704-20-1100-N2NE  
1704-20-0600-N4NE  
1704-20-0600-N2NE  
1704-20-1600-N4NE  
1704-20-1600-N2NE  
1704-20-2400-N4NE  
1704-20-2400-N2NE

1704-90  
CANOPY TYPE B


 H35 mm



  
Ø113 mm



Peso / Weight: 1 kg

Dettagli  
Details




On-off  
 




Dimmable 0-10V  
 




Dimmable DALI  
 




Dimmable phase cut  
 

Struttura metallo  
Metal structure

-  Oro opaco / Matt gold
-  Bianco opaco / Matt white
-  Nero opaco / Matt black

-  Oro opaco / Matt gold
-  Bianco opaco / Matt white
-  Nero opaco / Matt black

-  Oro opaco / Matt gold
-  Bianco opaco / Matt white
-  Nero opaco / Matt black

-  Oro opaco / Matt gold
-  Bianco opaco / Matt white
-  Nero opaco / Matt black

Codice  
Code

1704-90-0600-NXLE  
1704-90-0100-NXLE  
1704-90-1100-NXLE

1704-90-0600-DXLE  
1704-90-0100-DXLE  
1704-90-1100-DXLE

1704-90-0600-PXLE  
1704-90-0100-PXLE  
1704-90-1100-PXLE



1704-90-0600-TXLE  
1704-90-0100-TXLE  
1704-90-1100-TXLE

1704-91  
CANOPY TYPE B RECESSED


  
Ø65 mm

Peso / Weight: 0,5 kg

Dettagli  
Details

Driver remoto non  
incluso / Remote driver  
not included  
 

Struttura metallo  
Metal structure

-  Bianco opaco / Matt white

Accessori  
Accessories

Driver 24V - Dimmable 0-10V  
Suitable for / Adatto per:  
• 1/5 Pendants / Pendenti

Driver 24V - Dimmable 0-10V  
Suitable for / Adatto per:  
• 6/13 Pendants / Pendenti

Driver 24V - Dimmable 0-10V  
Suitable for / Adatto per:  
• 14/19 Pendants / Pendenti

Codice  
Code

1704-91-0100-NXLE

RIC.000007

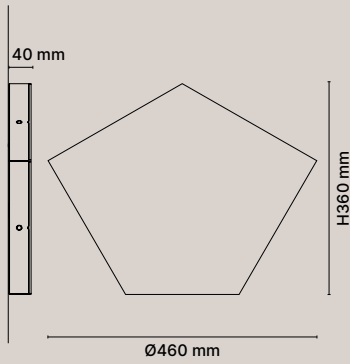
RIC.000008

RIC.000009



# TILE, Sebastiano Tosi


## 1903-40 LIGHTING ELEMENT WALL-CEILING NO DRIVER



Peso / Weight: 5,7 kg

Non utilizzabile come elemento singolo /  
Not available as single element

### Dettagli Details



12W - 589lm  
3000K  
IP20



### Struttura metallo Metal structure

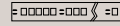
● Nero opaco /  
Matt black

### Diffusore PMMA PMMA shade

● Bianco opalino / Opal white

### Codice Code

1903-40-1123-NXNE



12W - 589lm  
2700K  
IP20

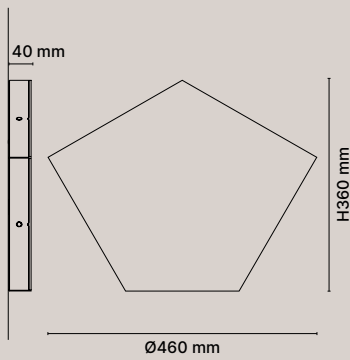


● Nero opaco /  
Matt black

● Bianco opalino / Opal white

1903-40-1123-NXWE

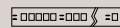
## 1903-41 LIGHTING ELEMENT WALL-CEILING DRIVER 4 ELEMENTS



Peso / Weight: 5,7 kg

Utilizzabile come elemento singolo oppure  
combinato con max 3x 1903-40 /  
Available as single element or mached with  
max 3x 1903-40

### Dettagli Details



14W - 589lm  
3000K  
Dimmable DALI  
IP20



### Struttura metallo Metal structure


● Nero opaco /  
Matt black

### Diffusore PMMA PMMA shade

● Bianco opalino / Opal white

### Codice Code

1903-41-1123-PXNE



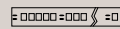
14W - 589lm  
2700K  
Dimmable DALI  
IP20



● Nero opaco /  
Matt black

● Bianco opalino / Opal white

1903-41-1123-PXWE



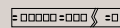
14W - 589lm  
3000K  
Dimmable 0-10V  
IP20



● Nero opaco /  
Matt black

● Bianco opalino / Opal white

1903-41-1123-DXNE



14W - 589lm  
2700K  
Dimmable 0-10V  
IP20

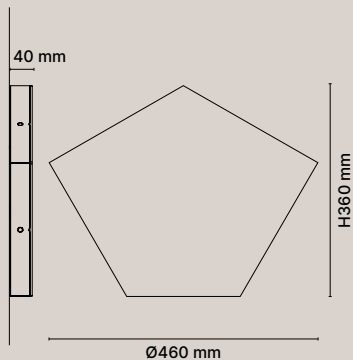


● Nero opaco /  
Matt black

● Bianco opalino / Opal white

1903-41-1123-DXWE

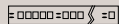
1903-42  
LIGHTING ELEMENT  
WALL-CEILING DRIVER 8 ELEMENTS



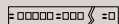
Peso / Weight: 5,7 kg

Utilizzabile combinato con min 4x 1903-40 - max 7x 1903-40 / Available as single element or mached with min 4x 1903-40 - max 4x 1903-40

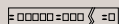
Dettagli  
Details



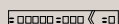
14W - 589lm  
3000K  
Dimmable DALI  
IP20



14W - 589lm  
2700K  
Dimmable DALI  
IP20



14W - 589lm  
3000K  
Dimmable 0-10V  
IP20



14W - 589lm  
2700K  
Dimmable 0-10V  
IP20



Struttura metallo  
Metal structure

● Nero opaco /  
Matt black

Diffusore PMMA  
PMMA shade

● Bianco opalino / Opal white

Codice  
Code

1903-42-1123-PXNE

● Nero opaco /  
Matt black

● Bianco opalino / Opal white

1903-42-1123-PXWE

● Nero opaco /  
Matt black

● Bianco opalino / Opal white

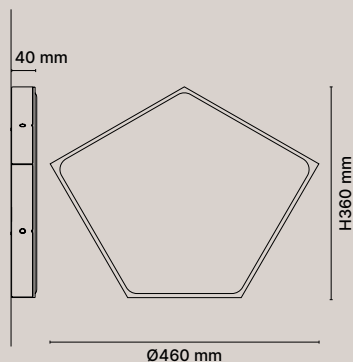
1903-42-1123-DXNE

● Nero opaco /  
Matt black

● Bianco opalino / Opal white

1903-42-1123-DXWE

1903-90  
DECORATIVE ELEMENT



Peso / Weight: 5,7 kg

Struttura metallo  
Metal structure

● Nero opaco /  
Matt black

Tessuto acustico  
Acoustic fabrics

● Blu scuro / Dark blue

● Azzurro / Light blue

● Tortora / Tortora

● Grigio / Grey

● Rosso / Red

● Giallo / Yellow

Codice  
Code

1903-90-11H9

1903-90-11H6

1903-90-11H5

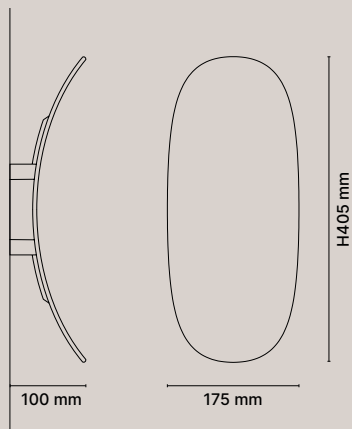
1903-90-11H3

1903-90-11H2

1903-90-11H0

# VELA, Brogliato Traverso

1905-30  
WALL



Peso / Weight: 2 kg

Dettagli  
Details



20W - 1962lm  
3000K  
Dimmable DALI  
IP20



20W - 1962lm  
2700K  
Dimmable DALI  
IP20



20W - 1962lm  
3000K  
Dimmable 0-10V  
IP20



20W - 1962lm  
2700K  
Dimmable 0-10V  
IP20



Struttura metallo  
Metal structure



Nero opaco / Matt black



Bianco opaco / Matt white



Titanio opaco / Matt titanium



Nero opaco / Matt black



Bianco opaco / Matt white



Titanio opaco / Matt titanium



Nero opaco / Matt black



Bianco opaco / Matt white



Titanio opaco / Matt titanium



Nero opaco / Matt black



Bianco opaco / Matt white



Titanio opaco / Matt titanium

Codice  
Code

1905-30-1100-PXNE

1905-30-0100-PXNE

1905-30-1800-PXNE

1905-30-1100-PXWE

1905-30-0100-PXWE

1905-30-1800-PXWE

1905-30-1100-DXNE

1905-30-0100-DXNE

1905-30-1800-DXNE

1905-30-1100-DXWE

1905-30-0100-DXWE

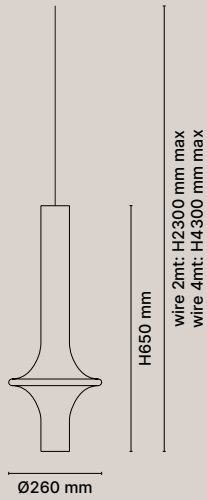
1905-30-1800-DXWE





# WONDER, Bartoli Design

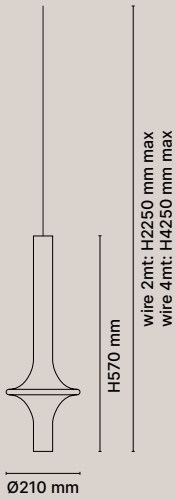
1504-23  
LARGE SUSPENSION



Peso / Weight: 1,2 kg

Dettagli Details	Struttura metallo Metal structure	Diffusore vetro Glass shade	Cavo Wire	Codice Code
<p>4W 370lm transp. glass 230lm fumé glass 3000K Cavo / Wire RAL 7013 IP20</p> <p>CE (LED)</p>	<p>● Nero opaco / Matt black</p>	<p>○ Trasparente / Transparent</p> <p>● Fumé / Fumé</p>	<p>4mt</p> <p>2mt</p> <p>4mt</p> <p>2mt</p>	<p>1504-23-1101-N4NE</p> <p>1504-23-1101-N2NE</p> <p>1504-23-1154-N4NE</p> <p>1504-23-1154-N2NE</p>
<p>4W 333lm transp. glass 207lm fumé glass 2700K Cavo / Wire RAL 7013 IP20</p> <p>CE (LED)</p>	<p>● Nero opaco / Matt black</p>	<p>○ Trasparente / Transparent</p> <p>● Fumé / Fumé</p>	<p>4mt</p> <p>2mt</p> <p>4mt</p> <p>2mt</p>	<p>1504-23-1101-N4WE</p> <p>1504-23-1101-N2WE</p> <p>1504-23-1154-N4WE</p> <p>1504-23-1154-N2WE</p>
<p>4W 370lm transp. glass 230lm fumé glass 3000K Cavo / Wire RAL 7013 IP20</p> <p>CE (LED)</p>	<p>● Oro opaco / Matt gold</p>	<p>○ Trasparente / Transparent</p> <p>● Fumé / Fumé</p>	<p>4mt</p> <p>2mt</p> <p>4mt</p> <p>2mt</p>	<p>1504-23-0601-N4NE</p> <p>1504-23-0601-N2NE</p> <p>1504-23-0654-N4NE</p> <p>1504-23-0654-N2NE</p>
<p>4W 333lm transp. glass 207lm fumé glass 2700K Cavo / Wire RAL 7013 IP20</p> <p>CE (LED)</p>	<p>● Oro opaco / Matt gold</p>	<p>○ Trasparente / Transparent</p> <p>● Fumé / Fumé</p>	<p>4mt</p> <p>2mt</p> <p>4mt</p> <p>2mt</p>	<p>1504-23-0601-N4WE</p> <p>1504-23-0601-N2WE</p> <p>1504-23-0654-N4WE</p> <p>1504-23-0654-N2WE</p>
<p>4W 370lm transp. glass 230lm fumé glass 3000K Cavo / Wire RAL 7013 IP20</p> <p>CE (LED)</p>	<p>● Bronzo opaco / Matt bronze</p>	<p>○ Trasparente / Transparent</p> <p>● Fumé / Fumé</p>	<p>4mt</p> <p>2mt</p> <p>4mt</p> <p>2mt</p>	<p>1504-23-1601-N4NE</p> <p>1504-23-1601-N2NE</p> <p>1504-23-1654-N4NE</p> <p>1504-23-1654-N2NE</p>
<p>4W 333lm transp. glass 207lm fumé glass 2700K Cavo / Wire RAL 7013 IP20</p> <p>CE (LED)</p>	<p>● Bronzo opaco / Matt bronze</p>	<p>○ Trasparente / Transparent</p> <p>● Fumé / Fumé</p>	<p>4mt</p> <p>2mt</p> <p>4mt</p> <p>2mt</p>	<p>1504-23-1601-N4WE</p> <p>1504-23-1601-N2WE</p> <p>1504-23-1654-N4WE</p> <p>1504-23-1654-N2WE</p>
<p>4W 370lm transp. glass 230lm fumé glass 3000K Cavo / Wire RAL 7013 IP20</p> <p>CE (LED)</p>	<p>● Cromo lucido / Glossy chrome</p>	<p>○ Trasparente / Transparent</p> <p>● Fumé / Fumé</p>	<p>4mt</p> <p>2mt</p> <p>4mt</p> <p>2mt</p>	<p>1504-23-2401-N4NE</p> <p>1504-23-2401-N2NE</p> <p>1504-23-2454-N4NE</p> <p>1504-23-2454-N2NE</p>
<p>4W 333lm transp. glass 207lm fumé glass 2700K Cavo / Wire RAL 7013 IP20</p> <p>CE (LED)</p>	<p>● Cromo lucido / Glossy chrome</p>	<p>○ Trasparente / Transparent</p> <p>● Fumé / Fumé</p>	<p>4mt</p> <p>2mt</p> <p>4mt</p> <p>2mt</p>	<p>1504-23-2401-N4WE</p> <p>1504-23-2401-N2WE</p> <p>1504-23-2454-N4WE</p> <p>1504-23-2454-N2WE</p>

1504-21  
MEDIUM SUSPENSION



Peso / Weight: 0,9 kg

Dettagli Details	Struttura metallo Metal structure	Diffusore vetro Glass shade	Cavo Wire	Codice Code
 4W 370lm transp. glass 230lm fumé glass 3000K Cavo / Wire RAL 7013 IP20 CE LED	 Nero opaco / Matt black	 Trasparente / Transparent	4mt	1504-21-1101-N4NE
		 Fumé / Fumé	2mt	1504-21-1101-N2NE
 4W 333lm transp. glass 207lm fumé glass 2700K Cavo / Wire RAL 7013 IP20 CE LED	 Nero opaco / Matt black	 Trasparente / Transparent	4mt	1504-21-1101-N4WE
		 Fumé / Fumé	2mt	1504-21-1101-N2WE
 4W 370lm transp. glass 230lm fumé glass 3000K Cavo / Wire RAL 7013 IP20 CE LED	 Oro opaco / Matt gold	 Trasparente / Transparent	4mt	1504-21-0601-N4NE
		 Fumé / Fumé	2mt	1504-21-0601-N2NE
 4W 333lm transp. glass 207lm fumé glass 2700K Cavo / Wire RAL 7013 IP20 CE LED	 Oro opaco / Matt gold	 Trasparente / Transparent	4mt	1504-21-0601-N4WE
		 Fumé / Fumé	2mt	1504-21-0601-N2WE
 4W 370lm transp. glass 230lm fumé glass 3000K Cavo / Wire RAL 7013 IP20 CE LED	 Bronzo opaco / Matt bronze	 Trasparente / Transparent	4mt	1504-21-1601-N4NE
		 Fumé / Fumé	2mt	1504-21-1601-N2NE
 4W 333lm transp. glass 207lm fumé glass 2700K Cavo / Wire RAL 7013 IP20 CE LED	 Bronzo opaco / Matt bronze	 Trasparente / Transparent	4mt	1504-21-1601-N4WE
		 Fumé / Fumé	2mt	1504-21-1601-N2WE
 4W 370lm transp. glass 230lm fumé glass 3000K Cavo / Wire RAL 7013 IP20 CE LED	 Cromo lucido / Glossy chrome	 Trasparente / Transparent	4mt	1504-21-2401-N4NE
		 Fumé / Fumé	2mt	1504-21-2401-N2NE
 4W 333lm transp. glass 207lm fumé glass 2700K Cavo / Wire RAL 7013 IP20 CE LED	 Cromo lucido / Glossy chrome	 Trasparente / Transparent	4mt	1504-21-2401-N4WE
		 Fumé / Fumé	2mt	1504-21-2401-N2WE

# WONDER, Bartoli Design


1504-20  
MINI SUSPENSION



Peso / Weight: 0,6 kg

Dettagli Details	Struttura metallo Metal structure	Diffusore vetro Glass shade	Cavo Wire	Codice Code
 4W 370lm transp. glass 230lm fumé glass 3000K Cavo / Wire RAL 7013 IP20 CE LED	 Nero opaco / Matt black	 Trasparente / Transparent  Fumé / Fumé	4mt	1504-20-1101-N4NE
			2mt	1504-20-1101-N2NE
 4W 333lm transp. glass 207lm fumé glass 2700K Cavo / Wire RAL 7013 IP20 CE LED	 Nero opaco / Matt black	 Trasparente / Transparent  Fumé / Fumé	4mt	1504-20-1101-N4WE
			2mt	1504-20-1101-N2WE
 4W 370lm transp. glass 230lm fumé glass 3000K Cavo / Wire RAL 7013 IP20 CE LED	 Oro opaco / Matt gold	 Trasparente / Transparent  Fumé / Fumé	4mt	1504-20-0601-N4NE
			2mt	1504-20-0601-N2NE
 4W 333lm transp. glass 207lm fumé glass 2700K Cavo / Wire RAL 7013 IP20 CE LED	 Oro opaco / Matt gold	 Trasparente / Transparent  Fumé / Fumé	4mt	1504-20-0601-N4WE
			2mt	1504-20-0601-N2WE
 4W 370lm transp. glass 230lm fumé glass 3000K Cavo / Wire RAL 7013 IP20 CE LED	 Bronzo opaco / Matt bronze	 Trasparente / Transparent  Fumé / Fumé	4mt	1504-20-1601-N4NE
			2mt	1504-20-1601-N2NE
 4W 333lm transp. glass 207lm fumé glass 2700K Cavo / Wire RAL 7013 IP20 CE LED	 Bronzo opaco / Matt bronze	 Trasparente / Transparent  Fumé / Fumé	4mt	1504-20-1601-N4WE
			2mt	1504-20-1601-N2WE
 4W 370lm transp. glass 230lm fumé glass 3000K Cavo / Wire RAL 7013 IP20 CE LED	 Cromo lucido / Glossy chrome	 Trasparente / Transparent  Fumé / Fumé	4mt	1504-20-2401-N4NE
			2mt	1504-20-2401-N2NE
 4W 333lm transp. glass 207lm fumé glass 2700K Cavo / Wire RAL 7013 IP20 CE LED	 Cromo lucido / Glossy chrome	 Trasparente / Transparent  Fumé / Fumé	4mt	1504-20-2401-N4WE
			2mt	1504-20-2401-N2WE

1704-90  
CANOPY TYPE B

 H35 mm



  
Ø113 mm



Peso / Weight: 1 kg

Dettagli  
Details




On-off  
 




Dimmable 0-10V  
 




Dimmable DALI  
 




Dimmable phase cut  
 

Struttura metallo  
Metal structure

-  Oro opaco / Matt gold
-  Bianco opaco / Matt white
-  Nero opaco / Matt black

-  Oro opaco / Matt gold
-  Bianco opaco / Matt white
-  Nero opaco / Matt black

-  Oro opaco / Matt gold
-  Bianco opaco / Matt white
-  Nero opaco / Matt black

-  Oro opaco / Matt gold
-  Bianco opaco / Matt white
-  Nero opaco / Matt black

Codice  
Code

- 1704-90-0600-NXLE
- 1704-90-0100-NXLE
- 1704-90-1100-NXLE

- 1704-90-0600-DXLE
- 1704-90-0100-DXLE
- 1704-90-1100-DXLE

- 1704-90-0600-PXLE
- 1704-90-0100-PXLE
- 1704-90-1100-PXLE



- 1704-90-0600-TXLE
- 1704-90-0100-TXLE
- 1704-90-1100-TXLE

1704-91  
CANOPY TYPE B RECESSED


  
Ø65 mm

Peso / Weight: 0,5 kg

Dettagli  
Details

Driver remoto non  
incluso / Remote driver  
not included  
 

Struttura metallo  
Metal structure

-  Bianco opaco / Matt white

Codice  
Code

- 1704-91-0100-NXLE

Accessori  
Accessories

Driver 24V - Dimmable 0-10V  
Suitable for / Adatto per:  
• 1/5 Pendants / Pendenti

Driver 24V - Dimmable 0-10V  
Suitable for / Adatto per:  
• 6/13 Pendants / Pendenti

Driver 24V - Dimmable 0-10V  
Suitable for / Adatto per:  
• 14/19 Pendants / Pendenti

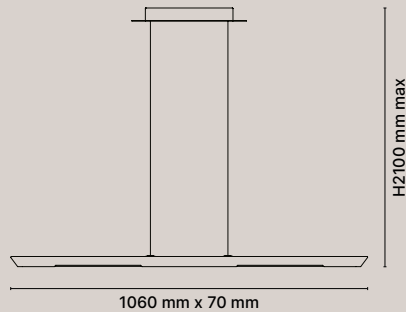
Codice  
Code

- RIC.000007
- RIC.000008
- RIC.000009



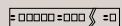
# WOODY, Umberto Asnago

1406-23  
LARGE SUSPENSION

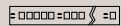


(wood) Peso / Weight: 10,0 kg  
(marble) Peso / Weight: 12,0 kg

Dettagli  
Details



29W - 1750lm  
3000K  
Dimmable 0-10V  
Cavo / Wire RAL 9005  
IP20



29W - 1750lm  
2700K  
Dimmable 0-10V  
Cavo / Wire RAL 9005  
IP20



Struttura  
Structure

- Marmo bianco di Carrara /  
White Carrara marble
- Legno rovere naturale /  
Natural oak wood

Codice  
Code

1406-23-M100-D2NE

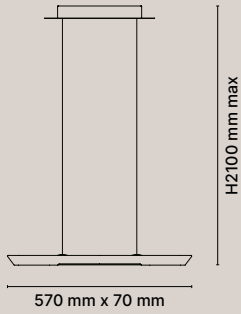
1406-23-L200-D2NE

- Marmo bianco di Carrara /  
White Carrara marble
- Legno rovere naturale /  
Natural oak wood

1406-23-M100-D2WE


1406-23-L200-D2WE

1406-21  
SMALL SUSPENSION




(wood) Peso / Weight: 8,0 kg  
(marble) Peso / Weight: 9,0 kg

Dettagli  
Details



14W - 837lm  
3000K  
Dimmable 0-10V  
Cavo / Wire RAL 9005  
IP20



14W - 837lm  
2700K  
Dimmable 0-10V  
Cavo / Wire RAL 9005  
IP20



Struttura  
Structure

- Marmo bianco di Carrara /  
White Carrara marble
- Legno rovere naturale /  
Natural oak wood

Codice  
Code

1406-21-M100-D2NE

1406-21-L200-D2NE

- Marmo bianco di Carrara /  
White Carrara marble
- Legno rovere naturale /  
Natural oak wood

1406-21-M100-D2NE

1406-21-L200-D2NE



# PIASTRE / PLATES





























# ROSONI / CANOPIES Decentramento / Decentralize: Glo, Lit, MoM

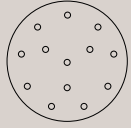



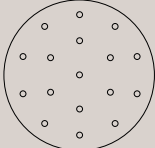



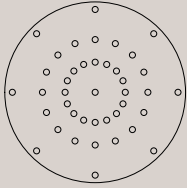















Esclusa Lit Large / Not available for Lit Large

1 FITTING	Struttura metallo Metal structure	Codice Code
 <p data-bbox="349 367 470 388">Ø130 x H50 mm</p> <p data-bbox="332 399 487 420">Peso / Weight: 0,5 kg</p>	<ul style="list-style-type: none"> <li data-bbox="727 262 998 283">● Bianco opaco / Matt white</li> <li data-bbox="727 315 998 336">● Titanio opaco / Matt titanium</li> </ul>	<ul style="list-style-type: none"> <li data-bbox="1193 262 1356 283">AD01-T-13-01-NXBE</li> <li data-bbox="1193 315 1356 336">AD18-T-13-01-NXBE</li> </ul>
 <p data-bbox="349 619 470 640">Ø130 x H50 mm</p> <p data-bbox="332 651 487 672">Peso / Weight: 0,5 kg</p>	<ul style="list-style-type: none"> <li data-bbox="727 514 998 535">● Bianco opaco / Matt white</li> <li data-bbox="727 567 998 588">● Titanio opaco / Matt titanium</li> </ul>	<ul style="list-style-type: none"> <li data-bbox="1193 514 1356 535">AD01-T-13-02-NXBE</li> <li data-bbox="1193 567 1356 588">AD18-T-13-02-NXBE</li> </ul>
 <p data-bbox="349 871 470 892">Ø130 x H50 mm</p> <p data-bbox="332 903 487 924">Peso / Weight: 0,5 kg</p>	<ul style="list-style-type: none"> <li data-bbox="727 766 998 787">● Bianco opaco / Matt white</li> <li data-bbox="727 819 998 840">● Titanio opaco / Matt titanium</li> </ul>	<ul style="list-style-type: none"> <li data-bbox="1193 766 1356 787">AD01-T-13-03-NXBE</li> <li data-bbox="1193 819 1356 840">AD18-T-13-03-NXBE</li> </ul>
 <p data-bbox="349 1123 470 1144">Ø130 x H50 mm</p> <p data-bbox="332 1155 487 1176">Peso / Weight: 0,5 kg</p>	<ul style="list-style-type: none"> <li data-bbox="727 1018 998 1039">● Bianco opaco / Matt white</li> <li data-bbox="727 1071 998 1092">● Titanio opaco / Matt titanium</li> </ul>	<ul style="list-style-type: none"> <li data-bbox="1193 1018 1356 1039">AD01-T-13-04-NXBE</li> <li data-bbox="1193 1071 1356 1092">AD18-T-13-04-NXBE</li> </ul>
 <p data-bbox="349 1396 470 1417">Ø130 x H50 mm</p> <p data-bbox="332 1428 487 1449">Peso / Weight: 0,5 kg</p>	<ul style="list-style-type: none"> <li data-bbox="727 1291 998 1312">● Bianco opaco / Matt white</li> <li data-bbox="727 1344 998 1365">● Titanio opaco / Matt titanium</li> </ul>	<ul style="list-style-type: none"> <li data-bbox="1193 1291 1356 1312">AD01-T-13-08-NXBE</li> <li data-bbox="1193 1344 1356 1365">AD18-T-13-08-NXBE</li> </ul>




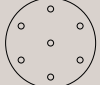
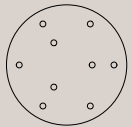
Elementi per decentramento inclusi / Decentralize elements included

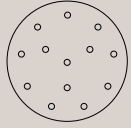
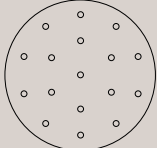
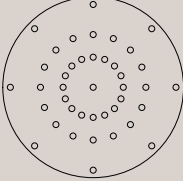

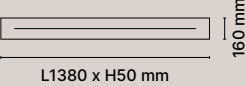
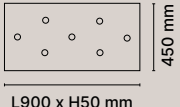
## A - PIASTRE / PLATES: Glo, Lit, MoM

ROUND Ø30	Informazioni Informations	Struttura metallo Metal structure	Codice Code
 Ø300 x H50 mm	Piastra tonda con max 3 attacchi / Round plate with max 3 fittings	 Bianco opaco / Matt white	AA01-T-30-03-NXBE
	Peso / Weight: 3,0 kg	 Nero opaco / Matt black  Titanio opaco / Matt titanium	AA11-T-30-03-NXBE AA18-T-30-03-NXBE
ROUND Ø42	Informazioni Informations	Struttura metallo Metal structure	Codice Code
 Ø420 x H50 mm	Piastra tonda con max 3 attacchi / Round plate with max 3 fittings	 Bianco opaco / Matt white	AA01-T-42-A3-NXBE
	Esclusa Lit Large / Not available for Lit Large Peso / Weight: 3,5 kg	 Nero opaco / Matt black  Titanio opaco / Matt titanium	AA11-T-42-A3-NXBE AA18-T-42-A3-NXBE
ROUND Ø42	Informazioni Informations	Struttura metallo Metal structure	Codice Code
 Ø420 x H50 mm	Piastra tonda con max 5 attacchi / Round plate with max 5 fittings	 Bianco opaco / Matt white	AA01-T-42-05-NXBE
	Peso / Weight: 3,5 kg	 Nero opaco / Matt black  Titanio opaco / Matt titanium	AA11-T-42-05-NXBE AA18-T-42-05-NXBE
ROUND Ø42	Informazioni Informations	Struttura metallo Metal structure	Codice Code
 Ø420 x H50 mm	Piastra tonda con max 7 attacchi / Round plate with max 7 fittings	 Bianco opaco / Matt white	AA01-T-42-07-NXBE
	Peso / Weight: 3,5 kg	 Nero opaco / Matt black  Titanio opaco / Matt titanium	AA11-T-42-07-NXBE AA18-T-42-07-NXBE
ROUND Ø60	Informazioni Informations	Struttura metallo Metal structure	Codice Code
 Ø600 x H50 mm	Piastra tonda con max 7 attacchi / Round plate with max 7 fittings	 Bianco opaco / Matt white	AA01-T-60-07-NXBE
	Peso / Weight: 9,0 kg	 Nero opaco / Matt black  Titanio opaco / Matt titanium	AA11-T-60-07-NXBE AA18-T-60-07-NXBE
ROUND Ø80	Informazioni Informations	Struttura metallo Metal structure	Codice Code
 Ø800 x H50 mm	Piastra tonda con max 9 attacchi / Round plate with max 9 fittings	 Bianco opaco / Matt white	AA01-T-80-09-NXBE
	Peso / Weight: 17,0 kg	 Nero opaco / Matt black  Titanio opaco / Matt titanium	AA11-T-80-09-NXBE AA18-T-80-09-NXBE

ROUND Ø80	Informazioni Informations	Struttura metallo Metal structure	Codice Code				
 Ø800 x H50 mm	Piastra tonda con max 13 attacchi / Round plate with max 13 fittings  Peso / Weight: 17,0 kg	 Bianco opaco / Matt white	AA01-T-80-13-NXBE				
		 Nero opaco / Matt black	AA11-T-80-13-NXBE				
 Titanio opaco / Matt titanium	AA18-T-80-13-NXBE	<hr/>					
		<th>ROUND Ø100</th> <th>Informazioni Informations</th> <th>Struttura metallo Metal structure</th> <th>Codice Code</th>		ROUND Ø100	Informazioni Informations	Struttura metallo Metal structure	Codice Code
		 Ø1000 x H50 mm	Piastra tonda con max 17 attacchi / Round plate with max 17 fittings  Peso / Weight: 25,0 kg	 Bianco opaco / Matt white	AA01-T-100-17-NXBE		
 Nero opaco / Matt black	AA11-T-100-17-NXBE						
 Titanio opaco / Matt titanium	AA18-T-100-17-NXBE	<hr/>					
		<th>ROUND Ø120</th> <th>Informazioni Informations</th> <th>Struttura metallo Metal structure</th> <th>Codice Code</th>		ROUND Ø120	Informazioni Informations	Struttura metallo Metal structure	Codice Code
		 Ø1200 x H50 mm	Piastra tonda con max 41 attacchi / Round plate with max 41 fittings  Peso / Weight: 30,0 kg	 Bianco opaco / Matt white	AA01-T-120-41-NXBE		
 Nero opaco / Matt black	AA11-T-120-41-NXBE						
 Titanio opaco / Matt titanium	AA18-T-120-41-NXBE	<hr/>					
		<th>LINEAR 92</th> <th>Informazioni Informations</th> <th>Struttura metallo Metal structure</th> <th>Codice Code</th>		LINEAR 92	Informazioni Informations	Struttura metallo Metal structure	Codice Code
		 L920 x H50 mm	Piastra lineare con max 8 attacchi / Linear plate with max 8 fittings  Peso / Weight: 7,0 kg	 Bianco opaco / Matt white	AA01-L-92-08-NXBE		
 Nero opaco / Matt black	AA11-L-92-08-NXBE						
 Titanio opaco / Matt titanium	AA18-L-92-08-NXBE	<hr/>					
		<th>LINEAR 138</th> <th>Informazioni Informations</th> <th>Struttura metallo Metal structure</th> <th>Codice Code</th>		LINEAR 138	Informazioni Informations	Struttura metallo Metal structure	Codice Code
		 L1380 x H50 mm	Piastra lineare con max 8 attacchi / Linear plate with max 8 fittings  Peso / Weight: 10,0 kg	 Bianco opaco / Matt white	AA01-L-138-08-NXBE		
 Nero opaco / Matt black	AA11-L-138-08-NXBE						
 Titanio opaco / Matt titanium	AA18-L-138-08-NXBE	<hr/>					
		<th>RECTANGULAR</th> <th>Informazioni Informations</th> <th>Struttura metallo Metal structure</th> <th>Codice Code</th>		RECTANGULAR	Informazioni Informations	Struttura metallo Metal structure	Codice Code
		 L900 x H50 mm	Piastra rettangolare con max 7 attacchi / Rectangular plate with max 7 fittings  Peso / Weight: 16,0 kg	 Bianco opaco / Matt white	AA01-R-90-07-NXBE		
 Nero opaco / Matt black	AA11-R-90-07-NXBE						
 Titanio opaco / Matt titanium	AA18-R-90-07-NXBE	<hr/>					


## B - PIASTRE / PLATES: Hail, Storm, Wonder


ROUND Ø30	Informazioni Informations	Struttura metallo Metal structure	Codice Code
 <p>Ø300 x H50 mm</p>	<p>Piastra tonda con max 3 attacchi / Round plate with max 3 fittings Dimmable 0-10V</p> <p>Peso / Weight: 3,0 kg</p>	<p>● Bianco opaco / Matt white</p>	BB01-T-30-03-DXLE
 <p>Ø420 x H50 mm</p>	<p>Piastra tonda con max 5 attacchi / Round plate with max 5 fittings Dimmable 0-10V</p> <p>Peso / Weight: 3,5 kg</p>	<p>● Bianco opaco / Matt white</p>	BB01-T-42-05-DXLE
 <p>Ø420 x H50 mm</p>	<p>Piastra tonda con max 7 attacchi / Round plate with max 7 fittings Dimmable 0-10V</p> <p>Peso / Weight: 3,5 kg</p>	<p>● Bianco opaco / Matt white</p>	BB01-T-42-07-DXLE
 <p>Ø600 x H50 mm</p>	<p>Piastra tonda con max 7 attacchi / Round plate with max 7 fittings Dimmable 0-10V</p> <p>Peso / Weight: 9,0 kg</p>	<p>● Bianco opaco / Matt white</p>	BB01-T-60-07-DXLE
 <p>Ø800 x H50 mm</p>	<p>Piastra tonda con max 9 attacchi / Round plate with max 9 fittings Dimmable 0-10V</p> <p>Peso / Weight: 17,0 kg</p>	<p>● Bianco opaco / Matt white</p>	BB01-T-80-09-DXLE

ROUND Ø80	Informazioni Informations	Struttura metallo Metal structure	Codice Code
 <p>Ø800 x H50 mm</p>	<p>Piastra tonda con max 13 attacchi / Round plate with max 13 fittings Dimmable 0-10V</p> <p>Peso / Weight: 17,0 kg</p>	<p>● Bianco opaco / Matt white</p>	BB01-T-80-13-DXLE
 <p>Ø1000 x H50 mm</p>	<p>Piastra tonda con max 17 attacchi / Round plate with max 17 fittings Dimmable 0-10V</p> <p>Peso / Weight: 25,0 kg</p>	<p>● Bianco opaco / Matt white</p>	BB01-T-100-17-DXLE
 <p>Ø1200 x H50 mm</p>	<p>Piastra tonda con max 41 attacchi / Round plate with max 41 fittings Dimmable 0-10V</p> <p>Peso / Weight: 30,0 kg</p>	<p>● Bianco opaco / Matt white</p>	BB01-T-120-41-DXLE
 <p>L920 x H50 mm</p>	<p>Piastra lineare con max 8 attacchi / Linear plate with max 8 fittings Dimmable 0-10V</p> <p>Peso / Weight: 7,0 kg</p>	<p>● Bianco opaco / Matt white</p>	BB01-L-92-08-DXLE
 <p>L1380 x H50 mm</p>	<p>Piastra lineare con max 8 attacchi / Linear plate with max 8 fittings Dimmable 0-10V</p> <p>Peso / Weight: 10,0 kg</p>	<p>● Bianco opaco / Matt white</p>	BB01-L-138-08-DXLE
 <p>L900 x H50 mm</p>	<p>Piastra rettangolare con max 7 attacchi / Rectangular plate with max 7 fittings Dimmable 0-10V</p> <p>Peso / Weight: 16,0 kg</p>	<p>● Bianco opaco / Matt white</p>	BB01-R-90-07-DXLE
<p>RECTANGULAR</p>	<p>Informazioni Informations</p>	<p>Struttura metallo Metal structure</p>	<p>Codice Code</p>

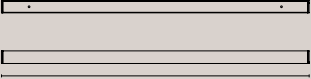



## Z - ROSONE BARRA / BAR CANOPY: Glo, Lit, MoM

TYPE Z 117	Informazioni Informations	Struttura metallo Metal structure	Cover metallo Metal cover	Codice Code
 <p>L1170 x H46 x W45 mm</p>	<p>Rosone lineare con max 3 attacchi / Linear canopy with max 3 fittings</p> <p>Peso / Weight: 2,5 kg</p>	<p>● Bianco opaco / Matt white</p>	● Titanio opaco / Matt titanium	ZZ0118-B-117-03-NXBE
			● Bronzo opaco / Matt bronze	ZZ0116-B-117-03-NXBE
			● Nero opaco / Matt black	ZZ0111-B-117-03-NXBE
			● Oro opaco / Matt gold	ZZ0106-B-117-03-NXBE
			● Bianco opaco / Matt white	ZZ0101-B-117-03-NXBE

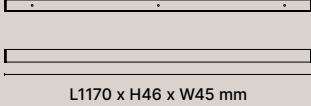

TYPE Z 213	Informazioni Informations	Struttura metallo Metal structure	Cover metallo Metal cover	Codice Code
 <p>L2130 x H46 x W45 mm</p>	<p>Rosone lineare con max 5 attacchi / Linear canopy with max 5 fittings</p> <p>Peso / Weight: 4,0 kg</p>	<p>● Bianco opaco / Matt white</p>	● Titanio opaco / Matt titanium	ZZ0118-B-213-05-NXBE
			● Bronzo opaco / Matt bronze	ZZ0116-B-213-05-NXBE
			● Nero opaco / Matt black	ZZ0111-B-213-05-NXBE
			● Oro opaco / Matt gold	ZZ0106-B-213-05-NXBE
			● Bianco opaco / Matt white	ZZ0101-B-213-05-NXBE

## Y - ROSONE BARRA / BAR CANOPY: Altura

TYPE Y 117	Informazioni Informations	Struttura metallo Metal structure	Cover metallo Metal cover	Codice Code
 <p>L1170 x H46 x W45 mm</p>	<p>Rosone lineare con max 2 attacchi / Linear canopy with max 2 fittings</p> <p>Dimmable 0-10V</p> <p>Peso / Weight: 2,5 kg</p>	<p>● Bianco opaco / Matt white</p>	● Titanio opaco / Matt titanium	YY0118-B-117-02-DXLE
			● Bronzo opaco / Matt bronze	YY0116-B-117-02-DXLE
			● Nero opaco / Matt black	YY0111-B-117-02-DXLE
			● Oro opaco / Matt gold	YY0106-B-117-02-DXLE
			● Bianco opaco / Matt white	YY0101-B-117-02-DXLE

TYPE Y 213	Informazioni Informations	Struttura metallo Metal structure	Cover metallo Metal cover	Codice Code
 <p>L2130 x H46 x W45 mm</p>	<p>Rosone lineare con max 3 attacchi / Linear canopy with max 3 fittings</p> <p>Dimmable 0-10V</p> <p>Peso / Weight: 4,0 kg</p>	<p>● Bianco opaco / Matt white</p>	● Titanio opaco / Matt titanium	YY0118-B-213-03-DXLE
			● Bronzo opaco / Matt bronze	YY0116-B-213-03-DXLE
			● Nero opaco / Matt black	YY0111-B-213-03-DXLE
			● Oro opaco / Matt gold	YY0106-B-213-03-DXLE
			● Bianco opaco / Matt white	YY0101-B-213-03-DXLE

## X - ROSONE BARRA / BAR CANOPY: Hail, Storm, Wonder

TYPE X 117	Informazioni Informations	Struttura metallo Metal structure	Cover metallo Metal cover	Codice Code
 <p>L1170 x H46 x W45 mm</p>	<p>Rosone lineare con max 3 attacchi / Linear canopy with max 3 fittings Dimmable 0-10V</p> <p>Peso / Weight: 2,5 kg</p>	<p>● Bianco opaco / Matt white</p>	<p>● Titanio opaco / Matt titanium</p>	XX0118-B-117-03-DXLE
			<p>● Bronzo opaco / Matt bronze</p>	XX0116-B-117-03-DXLE
			<p>● Nero opaco / Matt black</p>	XX0111-B-117-03-DXLE
			<p>● Oro opaco / Matt gold</p>	XX0106-B-117-03-DXLE
			<p>● Bianco opaco / Matt white</p>	XX0101-B-117-03-DXLE
TYPE X 213	Informazioni Informations	Struttura metallo Metal structure	Cover metallo Metal cover	Codice Code
 <p>L2130 x H46 x W45 mm</p>	<p>Rosone lineare con max 5 attacchi / Linear canopy with max 5 fittings Dimmable 0-10V</p> <p>Peso / Weight: 4,0 kg</p>	<p>● Bianco opaco / Matt white</p>	<p>● Titanio opaco / Matt titanium</p>	XX0118-B-213-05-DXLE
			<p>● Bronzo opaco / Matt bronze</p>	XX0116-B-213-05-DXLE
			<p>● Nero opaco / Matt black</p>	XX0111-B-213-05-DXLE
			<p>● Oro opaco / Matt gold</p>	XX0106-B-213-05-DXLE
			<p>● Bianco opaco / Matt white</p>	XX0101-B-213-05-DXLE

## K - ROSONE BARRA / BAR CANOPY: Clip Mini

TYPE K 117	Informazioni Informations	Struttura metallo Metal structure	Cover metallo Metal cover	Codice Code
 <p>L1170 x H46 x W45 mm</p>	<p>Rosone lineare con max 2 attacchi / Linear canopy with max 2 fittings Dimmable 0-10V</p> <p>Peso / Weight: 2,5 kg</p>	<p>● Bianco opaco / Matt white</p>	<p>● Titanio opaco / Matt titanium</p>	KK0118-B-117-02-DXLE
			<p>● Bronzo opaco / Matt bronze</p>	KK0116-B-117-02-DXLE
			<p>● Nero opaco / Matt black</p>	KK0111-B-117-02-DXLE
			<p>● Oro opaco / Matt gold</p>	KK0106-B-117-02-DXLE
			<p>● Bianco opaco / Matt white</p>	KK0101-B-117-02-DXLE
TYPE K 213	Informazioni Informations	Struttura metallo Metal structure	Cover metallo Metal cover	Codice Code
 <p>L2130 x H46 x W45 mm</p>	<p>Rosone lineare con max 3 attacchi / Linear canopy with max 3 fittings Dimmable 0-10V</p> <p>Peso / Weight: 4,0 kg</p>	<p>● Bianco opaco / Matt white</p>	<p>● Titanio opaco / Matt titanium</p>	KK0118-B-213-03-DXLE
			<p>● Bronzo opaco / Matt bronze</p>	KK0116-B-213-03-DXLE
			<p>● Nero opaco / Matt black</p>	KK0111-B-213-03-DXLE
			<p>● Oro opaco / Matt gold</p>	KK0106-B-213-03-DXLE
			<p>● Bianco opaco / Matt white</p>	KK0101-B-213-03-DXLE

## CHIAVI DI LETTURA / KEYS



Lampadina inclusa / Bulb included



Lampadina esclusa/ Bulb not included



LED integrato / Integrated LED



Dimmer integrato su cavo o su lampada /  
Dimmer included on cable or lamp

### CLASSI DI ISOLAMENTO / LUMINAIRES CLASSIFICATION



Classe I: Lampada la cui protezione contro la scarica elettrica non si basa solo sull'isolamento di base dell'apparecchio, ma su un ulteriore sistema di sicurezza che consiste nel collegamento dei componenti conduttivi accessibili a un conduttore di sicurezza (messa a terra) facente parte dell'impianto elettrico fisso.

Class I: Luminaire in which protection against electrical shocks is not just based on the basic insulation of the appliance but on an additional safety system that consists in connecting the conductive components accessible to a safety conductor (earthed) that is part of the fixed electrical system.



Classe II: Lampada la cui protezione contro la scarica elettrica non si basa solo sull'isolamento di base dell'apparecchio, ma su un ulteriore misura di sicurezza che consiste in un doppio isolamento rinforzato senza dispositivi per la messa a terra.

Class II: Luminaire in which protection against electrical shocks is not just based on the basic insulation but also on additional safety precautions consisting of double reinforced insulation without conductive parts to a safety conductor (earth).



Classe III: Lampada la cui protezione contro la scarica elettrica si basa su un sistema a bassissima tensione, che non viene mai superata. Una lampada di Classe III non deve mai essere fornita con la messa a terra. Class III: Luminaire in which protection against electrical shocks is based on a safety system with a very low voltage supply, that is never exceeded. A Class III luminaire must never be provided with earthing.

La tensione s'intende 230V, 50/60HZ o 120V, 60HZ a seconda dei paesi.

Voltage: 230V, 50/60HZ or 120V, 60 HZ according to the country.



4.5W - 230V - E14 LED dimmable - 2700K - 470lm



7W - 230V - E27 LED dimmable - 2700K - 806lm



3W - 230V - G9 LED dimmable - 2700K - 240lm



12W - 230V - E27 LED dimmable - 2700K - 1521lm  
Glo maxi (lampadina inclusa / included bulbs)



6W - 230V - GU10 LED - 3000K - 500lm  
Clash (lampadina inclusa / included bulbs)

### LAMPADINE / BULBS

Le lampadine selezionate da noi sono state accuratamente scelte per garantire una temperatura di colore uniforme e bilanciata, ideale anche per valorizzare le nostre composizioni, assicurando un'illuminazione di qualità. The bulbs selected by us have been carefully chosen to ensure a uniform and balanced colour temperature, ideal for enhancing our compositions and ensuring quality lighting.

### DIMMER

DIMMER: apparecchio con dimmer integrato sul corpo lampada o sul cavo (push button, touch, slider control, microswitch)

DIMMER: dimmable fixture by means of a switch situated on the lamp structure or on cable (push button, touch, slider control, microswitch)

TAGLIO DI FASE: apparecchio dimmerabile tramite dispositivo remoto adatto a gestire sorgenti dimmerabili TRIAC/IGBT, Il carico minimo del dimmer deve essere verificato, la compatibilità del dimmer deve essere verificata prima dell'installazione.

PHASE CUT: dimmable fixture via remote device suitable to manage TRIAC/IGBT dimmable sources. The minimum load of the dimmer must be verified, compatibility of the dimmer must be verified before installation.

0-10V: apparecchio dimmerabile tramite dispositivo remoto adatto a gestire driver di tipo 0-10V.

0-10V: dimmable fixture through remote device suitable to manage 0-10V drivers.

PUSH: apparecchio dimmerabile tramite pulsante remoto adatto a gestire driver di tipo push.

PUSH: dimmable fixture through remote button suitable to manage Push drivers

DALI: apparecchio gestibile tramite dispositivo remoto adatto a gestire interfacce DALI.

DALI: lamp manageable by remote device suitable to manage DALI interfaces.

Lampade che montano lampadine LED retrofit sono dimmerabili a taglio di fase tramite pulsante remoto adatto a gestire sorgenti dimmerabili (ATTENZIONE: le lampadine LED retrofit devono essere dimmerabili). Fixture Lamps that mount retrofit LED bulbs are phase cut dimmable by means of a remote switch able to manage dimmable sources (ATTENTION: retrofit LED bulbs must be dimmable).

## INFORMATION

PENTA srl aderisce al Consorzio Ecolight per l'attuazione delle direttive WEEE/RAEE 2002/95/CE e 2003/108/CE relative alla raccolta e smaltimento delle apparecchiature di illuminazione.

Penta srl takes part in Consorzio Ecolight for the implementation of directive WEEE/RAEE 2002/95/CE e 2003/108/CE relating to the collection and disposal of light fittings.



SISTEMA DI GESTIONE  
QUALITÀ CERTIFICATA  
AZIENDA CERTIFICATA

**ECOLIGHT**  
EFFICIENZA E PROFESSIONALITÀ PER L'AMBIENTE

La carta utilizzata è completamente biodegradabile e riciclabile.

The paper used is completely biodegradable and recyclable.

La maggior parte delle sorgenti LED integrate nei prodotti sono caratterizzate da un indice di resa cromatica (CRI) = 90.

Most product-integrated LED sources have a Color Rendering Index (CRI) = 90.

Prodotti con sorgenti LED integrate caratterizzate da temperatura di colore (CCT) 2700K possono essere richiesti previa verifica tecnica e valutazione commerciale.

Products with integrated LED sources characterized by Correlated Color Temperature (CCT) 2700K can be requested after technical verification and commercial evaluation.

Tutti i corpi illuminanti possono essere venduti esclusivamente con i rosoni singoli, riportati nella pagina dei pendenti o con le piastre multiple riportate a pag. 297.

Vale altresì il viceversa: rosoni e piastre multiple non possono essere venduti separatamente dai pendenti.

Tutti gli apparecchi sono testati e garantiti nella loro interezza: pendente + rosone oppure pendente/i + piastra multipla.

Qualsiasi installazione non autorizzata non viene giudicata conforme.

All luminaires can only be sold with the single rosettes shown on the pendants page or with the multiple plates shown on page 297.

The reverse is also true: rosettes and multiple plates cannot be sold separately from pendants.

All fixtures are tested and guaranteed in their entirety: pendant + rosette or pendant(s) + multiplate.

Any unauthorized installation will not be deemed compliant.

I tessuti fonoassorbenti con proprietà di assorbimento sonoro, permettono di migliorare il comfort acustico dell'ambiente dove vengono installati.

Sound-absorbing fabrics with sound-absorbing properties improve the acoustic comfort of the room where they are installed.

Per installazioni multiple si consiglia di utilizzare lampadine con medesima temperatura di colore (CCT).

For multiple installations it is recommended to use bulbs with the same Correlated Color Temperature (CCT).

Per i dati aggiornati fare riferimento al sito [www.pentalight.com](http://www.pentalight.com)

For updated data please refer to [www.pentalight.com](http://www.pentalight.com)

I vetri realizzati rigorosamente a mano dal maestro vetraio rispettano le antiche e tradizionali tecniche di soffiatura. Ogni articolo è sottoposto a meticolosi controlli di qualità, pertanto apparenti difetti come bolle o variazioni dei toni di colore del vetro, sono riconosciuti come pregi e conferma della lavorazione artigianale.

The glass is hand made and mouth-blown by the master glass blower, according to the traditional blowing techniques. Each item is carefully checked, therefore apparent imperfections, such as bubbles or nuances in the glass colour, have to be recognised as merits and signs of the artisan's craftsmanship.

Penta si riserva il diritto di apportare ai propri modelli, senza alcun preavviso, modifiche e migliorie che potrebbero variare l'estetica delle soluzioni pensate.

Penta reserves the right to change, better and improve its models without notice, even if these improvements might change the aesthetic appearance of the proposed solutions.



PENTA



AURALIS

PENTA Srl  
Via Trieste snc, 20821 Meda (MB) Italy  
T +39 0362 1869300  
pentalight.com — info@pentalight.it